



Proposal / Contract Cover

PROPOSAL SUBMITTED BY		
Contractor's Name		
Street	P.O. Box	
City	State	Zip Code

STATE OF ILLINOIS

COUNTY OF Cook

Village of Franklin Park  
(Name of City, Village, Town or Road District)

- ESTIMATE OF COST
- SPECIFICATIONS
- PLANS
- MATERIAL PROPOSAL
- DELIVER AND INSTALL PROPOSAL
- CONTRACT PROPOSAL
- CONTRACT
- CONTRACT BOND

FOR THE IMPROVEMENT OF

STREET NAME OR ROUTE NO. Various

SECTION NO. Local Funding

TYPES OF FUNDS Local Funding

**For Municipal Projects**

Submitted/Approved/Passed [Signature] 6-22-12  
Date

Mayor  President of Board of Trustees  Municipal Official

**For County and Road District Projects**

Submitted/Approved \_\_\_\_\_ Date \_\_\_\_\_

Highway Commissioner

Submitted/Approved \_\_\_\_\_ Date \_\_\_\_\_

County Engineer/Superintendent of Highways

**Department of Transportation**

Released for bid based on limited review

Date \_\_\_\_\_

\_\_\_\_\_  
Regional Engineer

Concurrence in approval of award

Date \_\_\_\_\_

\_\_\_\_\_  
Regional Engineer



Notice to Bidders

RETURN WITH BID

Route Various
County Cook
Local Agency Franklin Park
Section

Time and Place of Opening of Bids

Sealed proposals for the improvement described below will be received at the office of Village Clerk Franklin Park

Franklin Park Village Hall, 9500 Belmont Avenue, Franklin Park, IL 60131

until 11:00 o'clock A M., July 31, 2012 Proposals will be opened and read publicly
at 11:01 o'clock A M., July 31, 2012 at the office of Village Clerk Franklin Park
Franklin Park Village Hall, 9500 Belmont Avenue, Franklin Park, IL 60131

Description of Work

Name 2012 HIPP of Various Streets Length 15075.00 feet ( 2.86 miles)

Location Various Streets

Proposed Improvement Hot In Place recycling and HMA Overlay with associated Full Depth Class D Patching, Butt Joint, and 3' Edge Grinding

Bidders Instructions

- 1. Plans and proposal forms will be available in the office of Village of Franklin Park, email dtalbott@vofp.com
Fax (847) 671-6015 or call (847) 671-8304
2. If prequalification is required, the 2 low bidders must file within 24 hours after the letting an "Affidavit of Availability" (Form BC 57), in triplicate, showing all uncompleted contracts awarded to them and all low bids pending award for Federal, State, County, Municipal and private work. One copy shall be filed with the Awarding Authority and 2 copies with the IDOT District Office.
3. All proposals must be accompanied by a proposal guaranty as provided in BLRS Special Provision for Bidding Requirements and Conditions for Contract Proposals contained in the "Supplemental Specifications and Recurring Special Provisions".
4. The Awarding Authority reserves the right to waive technicalities and to reject any or all proposals as provided in BLRS Special Provision for Bidding Requirements and Conditions for Contract Proposals contained in the "Supplemental Specifications and Recurring Special Provisions".
5. Bidders need not return the entire contract proposal when bids are submitted unless otherwise required. Portions of the proposal that must be returned include the following:
a. BLR 12210 - Contract Cover
b. BLR 12220 - Notice to Bidders
c. BLR 12221 - Contract Proposal
d. BLR 12222 - Contract Schedule of Prices
e. BLR 12223 - Signatures
f. BLR 12230 - Proposal Bid Bond (if applicable)
g. BLR 12325 - Apprenticeship or Training Program Certification (do not use for federally funded projects)
6. The quantities appearing in the bid schedule are approximate and are prepared for the comparison of bids. Payment to the Contractor will be made only for the actual quantities of work performed and accepted or materials furnished according to the contract. The scheduled quantities of work to be done and materials to be furnished may be increased, decreased or omitted as hereinafter provided.

7. Submission of a bid shall be conclusive assurance and warranty the bidder has examined the plans and understands all requirements for the performance of work. The bidder will be responsible for all errors in the proposal resulting from failure or neglect to conduct an in depth examination. The Awarding Authority will, in no case be responsible for any costs, expenses, losses or changes in anticipated profits resulting from such failure or neglect of the bidder.
8. The bidder shall take no advantage of any error or omission in the proposal and advertised contract.
9. If a special envelope is supplied by the Awarding Authority, each proposal should be submitted in that envelope furnished by the Awarding Agency and the blank spaces on the envelope shall be filled in correctly to clearly indicate its contents. When an envelope other than the special one furnished by the Awarding Authority is used, it shall be marked to clearly indicate its contents. When sent by mail, the sealed proposal shall be addressed to the Awarding Authority at the address and in care of the official in whose office the bids are to be received. All proposals shall be filed prior to the time and at the place specified in the Notice to Bidders. Proposals received after the time specified will be returned to the bidder unopened.
10. Permission will be given to a bidder to withdraw a proposal if the bidder makes the request in writing or in person before the time for opening proposals.

By Order of

Village of Franklin Park

(Awarding Authority)

Tommy Thomson, Village Clerk

County Engineer/County Superintendent of Highways/Municipal Clerk

**Note:** All proposal documents, including Proposal Guaranty Checks or Proposal Bid Bonds, should be stapled together to prevent loss when bids are processed.

**TABLE OF CONTENTS**

STREET NAME OR SECTION NO. 2012 HIPP of Various Streets

Cover Sheet	BLR 12210
Notice to Bidders	BLR 12220
Table of Contents	

Index for Supplemental Specifications and Recurring Special Provisions

Check Sheet for Recurring Special Provisions

Check Sheet for Recurring Local Roads and Streets Special Provisions

Special Provisions	BLR 11310
--------------------	-----------

Project Special Provisions:

SP-1 Scope of Improvement	2-1
SP-2 Survey Layout and Staking	2-1
SP-3 National Pollutant Discharge Elimination System Permit	2-2
SP-4 Disposal of Material	2-11
SP-5 Waste Designation/CCDD	2-11
SP-6 Cutting Existing Pavement, Driveway Pavement, Sidewalk, or Curb and Gutter	2-11
SP-7 Turf Reinforcement Mat	2-11
SP-8 Hot-Mix Asphalt Surface Removal	2-12

BDE Special Provisions for the April 27 and June 15, 2012 Lettings:

Agreement to Plan Quantity	80275
Errata for the 2012 Standard Specifications	80296
Flagger at Side Roads and Entrances	80228
Friction Aggregate	80265
Hot-Mix-Asphalt – Density Testing of Longitudinal Joints	80246
Pavement Patching	80254
Payment to Subcontractors	80022
Traffic Control Deficiency Deduction	80273
Working Days	80071

Local Roads (LR) Special Provisions:

Protests on Local Lettings	LR 102-1
Bidding Requirements and Conditions for Contract Proposals	LR 102-2
Cooperation with Utilities	LR 105
Insurance	LR 107-4
Wages of Employees on Public Works	LR 107-7
Equipment Rental Rates	LR 109
Hot In-Place Recycling (HIR) – Surface Recycling	LR 400-3

District 1 Special Provisions:

Adjustments and Reconstructions
Fine Aggregate for Hot-Mix Asphalt (HMA) (D-1)
Maintenance of Roadways (D1)
Reclaimed Asphalt Pavement and Shingles (D1)
Traffic Control Plan (D1)

Cook County Prevailing Wage for June 2012

Project Drawings

Project Location Map
Typical Section – HIR & Overlay
Mix Design Table

Highway Standards:

Class C and D Patches	442201-03
Lane Closure, 2L, 2W, Short Time Operations	701301-04
Urban Lane Closure, 2L, 2W, Undivided	701501-06
Traffic Control Devices	701901-02
Traffic Control Devices – Day Labor Maintenance	BLR18-5
Details for Frames and Lids Adjustment with Milling	BD 08
Butt Joint and HMA Taper Details	BD 32
Traffic Control and Protection for Side Roads, Intersections, and Driveways	TC 10

Proposal	BLR 12221
Schedule of Prices	BLR 12222
Signatures	BLR 12223
Affidavit of Availability	BC57
Local Agency Proposal Bid Bond	BLR 12230
Apprenticeship or Training Program Certification	BLR 12325

INDEX  
FOR  
SUPPLEMENTAL SPECIFICATIONS  
AND RECURRING SPECIAL PROVISIONS

Adopted January 1, 2012

This index contains a listing of SUPPLEMENTAL SPECIFICATIONS and frequently used RECURRING SPECIAL PROVISIONS.

SUPPLEMENTAL SPECIFICATIONS

Std. Spec. Sec.

Page No.

No Supplemental Specifications this year.

CHECK SHEET  
FOR  
RECURRING SPECIAL PROVISIONS

Adopted January 1, 2012

The following RECURRING SPECIAL PROVISIONS indicated by an "X" are applicable to this contract and are included by reference:

<u>CHECK SHEET #</u>	<u>RECURRING SPECIAL PROVISIONS</u>	<u>PAGE NO.</u>
1	<input type="checkbox"/> Additional State Requirements For Federal-Aid Construction Contracts (Eff. 2-1-69) (Rev. 1-1-10) .....	1
2	<input type="checkbox"/> Subletting of Contracts (Federal-Aid Contracts) (Eff. 1-1-88) (Rev. 5-1-93) .....	4
3	<input type="checkbox"/> EEO (Eff. 7-21-78) (Rev. 11-18-80) .....	5
4	<input type="checkbox"/> Specific Equal Employment Opportunity Responsibilities Non Federal-Aid Contracts (Eff. 3-20-69) (Rev. 1-1-94) .....	15
5	<input type="checkbox"/> Required Provisions - State Contracts (Eff. 4-1-65) (Rev. 1-1-12) .....	20
6	<input type="checkbox"/> Asbestos Bearing Pad Removal (Eff. 11-1-03) .....	25
7	<input type="checkbox"/> Asbestos Waterproofing Membrane and Hot-Mix Asphalt Surface Removal (Eff. 6-1-89) (Rev. 1-1-09) .....	26
8	<input type="checkbox"/> Haul Road Stream Crossings, Other Temporary Stream Crossings, and In-Stream Work Pads (Eff. 1-2-92) (Rev. 1-1-98) .....	27
9	<input type="checkbox"/> Construction Layout Stakes Except for Bridges (Eff. 1-1-99) (Rev. 1-1-07) .....	28
10	<input type="checkbox"/> Construction Layout Stakes (Eff. 5-1-93) (Rev. 1-1-07) .....	31
11	<input type="checkbox"/> Use of Geotextile Fabric for Railroad Crossing (Eff. 1-1-95) (Rev. 1-1-07) .....	34
12	<input type="checkbox"/> Subsealing of Concrete Pavements (Eff. 11-1-84) (Rev. 1-1-07) .....	36
13	<input type="checkbox"/> Hot-Mix Asphalt Surface Correction (Eff. 11-1-87) (Rev. 1-1-09) .....	40
14	<input type="checkbox"/> Pavement and Shoulder Resurfacing (Eff. 2-1-00) (Rev. 1-1-09) .....	42
15	<input type="checkbox"/> PCC Partial Depth Hot-Mix Asphalt Patching (Eff. 1-1-98) (Rev. 1-1-07) .....	43
16	<input type="checkbox"/> Patching with Hot-Mix Asphalt Overlay Removal (Eff. 10-1-95) (Rev. 1-1-07) .....	45
17	<input type="checkbox"/> Polymer Concrete (Eff. 8-1-95) (Rev. 1-1-08) .....	46
18	<input type="checkbox"/> PVC Pipeliner (Eff. 4-1-04) (Rev. 1-1-07) .....	48
19	<input type="checkbox"/> Pipe Underdrains (Eff. 9-9-87) (Rev. 1-1-07) .....	49
20	<input type="checkbox"/> Guardrail and Barrier Wall Delineation (Eff. 12-15-93) (Rev. 1-1-12) .....	50
21	<input type="checkbox"/> Bicycle Racks (Eff. 4-1-94) (Rev. 1-1-12) .....	54
22	<input type="checkbox"/> Temporary Modular Glare Screen System (Eff. 1-1-00) (Rev. 1-1-07) .....	56
23	<input type="checkbox"/> Temporary Portable Bridge Traffic Signals (Eff. 8-1-03) (Rev. 1-1-07) .....	58
24	<input type="checkbox"/> Work Zone Public Information Signs (Eff. 9-1-02) (Rev. 1-1-07) .....	60
25	<input type="checkbox"/> Night Time Inspection of Roadway Lighting (Eff. 5-1-96) .....	61
26	<input type="checkbox"/> English Substitution of Metric Bolts (Eff. 7-1-96) .....	62
27	<input type="checkbox"/> English Substitution of Metric Reinforcement Bars (Eff. 4-1-96) (Rev. 1-1-03) .....	63
28	<input type="checkbox"/> Calcium Chloride Accelerator for Portland Cement Concrete (Eff. 1-1-01) .....	64
29	<input type="checkbox"/> Portland Cement Concrete Inlay or Overlay for Pavements (Eff. 11-1-08) (Rev. 1-1-12)	65
30	<input type="checkbox"/> Quality Control of Concrete Mixtures at the Plant (Eff. 8-1-00) (Rev. 1-1-09) .....	68
31	<input type="checkbox"/> Quality Control/Quality Assurance of Concrete Mixtures (Eff. 4-1-92) (Rev. 1-1-09) .....	76

CHECK SHEET  
FOR  
LOCAL ROADS AND STREETS RECURRING SPECIAL PROVISIONS

Adopted January 1, 2012

The following LOCAL ROADS AND STREETS RECURRING SPECIAL PROVISIONS indicated by an "X" are applicable to this contract and are included by reference:

LOCAL ROADS AND STREETS RECURRING SPECIAL PROVISIONS

<u>CHECK SHEET #</u>		<u>PAGE NO.</u>
LRS 1	<b>Reserved</b> .....	89
LRS 2	<input type="checkbox"/> Furnished Excavation (Eff. 1-1-99) (Rev. 1-1-07).....	90
LRS 3	<input checked="" type="checkbox"/> Work Zone Traffic Control (Eff. 1-1-99) (Rev. 1-1-10).....	91
LRS 4	<input checked="" type="checkbox"/> Flaggers in Work Zones (Eff. 1-1-99) (Rev. 1-1-07).....	92
LRS 5	<input checked="" type="checkbox"/> Contract Claims (Eff. 1-1-02) (Rev. 1-1-07).....	93
LRS 6	<input type="checkbox"/> Bidding Requirements and Conditions for Contract Proposals (Eff. 1-1-02) (Rev. 1-1-12).....	94
LRS 7	<input type="checkbox"/> Bidding Requirements and Conditions for Material Proposals (Eff. 1-1-02) (Rev. 1-1-12).....	100
LRS 8	<b>Reserved</b> .....	106
LRS 9	<input type="checkbox"/> Bituminous Surface Treatments (Eff. 1-1-99) (Rev. 1-1-11).....	107
LRS 10	<b>Reserved</b> .....	108
LRS 11	<input checked="" type="checkbox"/> Employment Practices (Eff. 1-1-99).....	109
LRS 12	<input type="checkbox"/> Wages of Employees on Public Works (Eff. 1-1-99) (Rev. 1-1-10).....	111
LRS 13	<input checked="" type="checkbox"/> Selection of Labor (Eff. 1-1-99)(Rev. 1-1-12).....	112
LRS 14	<input type="checkbox"/> Paving Brick and Concrete Paver Pavements and Sidewalks (Eff. 1-1-04) (Rev. 1-1-09).....	113
LRS 15	<input checked="" type="checkbox"/> Partial Payments (Eff. 1-1-07).....	116
LRS 16	<input type="checkbox"/> Protests on Local Lettings (Eff. 1-1-07).....	117
LRS 17	<input checked="" type="checkbox"/> Substance Abuse Prevention Program (Eff. 1-1-08)(Rev. 1-8-08).....	118



## Special Provisions

The following Special Provisions supplement the "Standard Specifications for Road and Bridge Construction", Adopted January 1, 2012 \_\_\_\_\_, the latest edition of the "Manual on Uniform Traffic Control Devices for Streets and Highways", and the "Manual of Test Procedures of Materials" in effect on the date of invitation of bids, and the Supplemental Specifications and Recurring Special Provisions indicated on the Check Sheet included here in which apply to and govern the construction of 2012 HIPP of Various Streets \_\_\_\_\_, and in case of conflict with any part, or parts, of said Specifications, the said Special Provisions shall take precedence and shall govern.

## SPECIAL PROVISIONS

### TECHNICAL SPECIFICATIONS

The following technical specifications supplement the "Standard Specifications for Road and Bridge Construction" adopted January 1, 2012, the latest edition of the "Illinois Manual on Uniform Traffic Control Devices for Streets and Highways", in effect on the date of invitation for bids, the "Manual of Test Procedures for Materials", in effect on the date of invitation for bids, the "Supplemental Specifications and Recurring Special Provisions" indicated on the Check Sheet included herein, the "Bureau of Design & Environment Special Provisions (BDE)" included herein, the latest edition of the "Standard Specifications for Water and Sewer Main Construction in Illinois", which apply to and govern the construction of the 2012 Various Streets Hot In-Place Recycling (HIR) Project, in the Village of Franklin Park, Illinois, and in case of conflict with any part or parts of said Specifications, the said Special Provisions shall take precedence and shall govern.

#### SP-1 SCOPE OF IMPROVEMENT

The proposed roadway improvements are located on Various Streets (See Map for locations) within the Village of Franklin Park, Illinois.

The work under this contract shall consist of the construction of:

- Class D Patching for selected areas;
- Hot In-Place Recycling, 2"
- HMA Pavement Edge Removal, 1"
- HMA N50 Pavement, 1"
- Structure Adjustment
- Various landscaping and other work necessary to complete the construction as shown in the plans and required by the specifications.

The work shall include all labor, materials, tools and equipment necessary for the proper execution and completion of the work as shown in the plans and as specified. It shall also include all work not specifically mentioned but which is reasonably and properly inferable and necessary for the completion of the work.

#### SP-2 SURVEY LAYOUT AND STAKING

It is not anticipated that any Construction Layout and Staking is necessary for this project. However, it may be necessary for the Contractor to establish milling and pavement depths in order to maintain or improve positive drainage. The Engineer will assist the Contractor in selecting slopes and grades necessary to maintain and/or improve drainage.

2012 Various Streets HIR Project  
Village of Franklin Park

All costs associated with checking, maintaining, or establishing grades for positive drainage will not be paid for separately and shall be inclusive to the unit price items of the contract.

**SP-3 NATIONAL POLLUTANT DISCHARGE ELIMINATION SYSTEM PERMIT**

This work shall be done in accordance with the "National Pollutant Discharge Elimination System Permit" (NPDES) requirements. The project is covered by the Village of Franklin Park's permit. The Contractor will be required to comply with all terms of the permit. As a part of the requirements the Contractor will be required to fill out the "Contractor Certification Statement", on form number BDE 2342 and submit it to the Engineer at the pre-construction conference. A copy of the form is attached.

2012 Various Streets HIR Project  
Village of Franklin Park

**Storm Water Pollution  
Prevention Plan**

Route 2012 Various Streets HIP Project Marked Rte. NO  
Section N/A Project No. FP 101-2012  
County Cook Contract No. \_\_\_\_\_

This plan has been prepared to comply with the provisions of the NPDES Permit Number ILR10, issued by the Illinois Environmental Protection Agency for storm water discharges from Construction Site Activities.

I certify under penalty of law that this document and all attachments were prepared under my direction or supervision in accordance with a system designed to assure that qualified personnel properly gathered and evaluated the information submitted. Based on my inquiry of the person or persons who manage the system, or those persons directly responsible for gathering the information, the information submitted is, to the best of my knowledge and belief, true, accurate and complete. I am aware that there are significant penalties for submitting false information, including the possibility of fine and imprisonment for knowing violations.

Barrett F. Pedersen \_\_\_\_\_  
Print Name Signature  
Village President \_\_\_\_\_  
Title Date  
Village of Franklin Park  
Agency

**I. Site Description:**

A. The following is a description of the project location:

The proposed improvements are located on Edgington from King to Grand, Calwagner From Grand to Franklin, Rose (25<sup>th</sup>) from Grand to Franklin, Ernst from Belmont to Chestnut, Marconi Subdivision.

B. The following is a description of the construction activity which is the subject of this plan:

Resurfacing of the above noted streets including milling 3' of pavement edge and placement of new HMA pavement; Hot In-Place recycling of the existing surface, spot HMA patching, Structure Adjustment and restoration.

C. The following is a description of the intended sequence of major activities which will disturb soils for major portions of the construction site, such as grubbing, excavation and grading:

Edge milling 3' and grading for pavement construction; spot full depth pavement patching; Hot In-Place surface Recycling; and placement of 1" HMA Overlay; placement.

D. The total area of the construction site is estimated to be 10 acres.

The total area of the site that is estimated will be disturbed by milling, excavation, grading or other activities is 10 acres.

E. The following is a weighted average of the runoff coefficient for this project after construction activities are completed: 0.90 (Rational Method)

2012 Various Streets HIR Project  
Village of Franklin Park

F. The following is a description of the soil types found at the project site followed by information regarding their erosivity:

The project site is urban and fully developed. The depth of excavation in most cases will only be limited to 2 to 3 inches. Per NRCS the predominant soil type for the location clay loam. However, since the project excavations should rarely penetrate into the aggregate base below the pavement, erosivity should not be a factor.

G. The following is a description of potentially erosive areas associated with this project:

Earth areas will not be disturbed during the HIR process.

H. The following is a description of soil disturbing activities, their locations, and their erosive factors (e.g. steepness of slopes, length of slopes, etc):

N/A

I. See the erosion control plans and/or drainage plans for this contract for information regarding drainage patterns, approximate slopes anticipated before and after major grading activities, areas of soil disturbance, the location of major structural and non-structural controls identified in the plan, the location of areas where stabilization practices are expected to occur, surface waters (including wetlands) and locations where storm water is discharged to surface water including wetlands.

J. The following is a list of receiving water(s) and the ultimate receiving water(s), and areal extent of wetland acreage at the site. The location of the receiving waters can be found on the erosion and sediment control plans:

Receiving water is MWRDGC and the Des Plaines River. No wetlands are present at the project site.

K. The following pollutants of concern will be associated with this construction project:

- |  |   |
|--|---|
| <input checked="" type="checkbox"/> Soil Sediment  | <input type="checkbox"/> Petroleum (gas, diesel, oil, kerosene, hydraulic oil / fluids) |
| <input type="checkbox"/> Concrete                  | <input type="checkbox"/> Antifreeze / Coolants  |
| <input type="checkbox"/> Concrete Truck Waste      | <input type="checkbox"/> Waste water from cleaning construction equipment               |
| <input type="checkbox"/> Concrete Curing Compounds | <input type="checkbox"/> Other (specify)  |
| <input type="checkbox"/> Solid Waste Debris        | <input type="checkbox"/> Other (specify)  |
| <input type="checkbox"/> Paints                    | <input type="checkbox"/> Other (specify)  |
| <input type="checkbox"/> Solvents                  | <input type="checkbox"/> Other (specify)  |
| <input type="checkbox"/> Fertilizers / Pesticides  | <input type="checkbox"/> Other (specify)  |

**II. Controls:**

This section of the plan addresses the controls that will be implemented for each of the major construction activities described in I.C. above and for all use areas, borrow sites, and waste sites. For each measure discussed, the contractor will be responsible for its implementation as indicated. The contractor shall provide to the resident engineer a plan for the implementation of the measures indicated. The contractor, and subcontractors, will notify the resident engineer of any proposed changes, maintenance, or modifications to keep construction activities compliant with the permit. Each such contractor has signed the required certification on forms which are attached to, and are a part of, this plan:

**A. Erosion and Sediment Controls**

1. **Stabilized Practices:** Provided below is a description of interim and permanent stabilization practices, including site specific scheduling of the implementation of the practices. Site plans will ensure that existing vegetation is preserved where attainable and disturbed portions of the site will be stabilized. Stabilization practices may include but are not limited to: temporary seeding, permanent seeding, mulching, geotextiles, sodding, vegetative buffer strips, protection of trees, preservation of mature vegetation, and other appropriate measures. Except as provided below in II(A)(1)(a) and II(A)(3),

2012 Various Streets HIR Project  
Village of Franklin Park

stabilization measures shall be initiated as soon as practicable in portions of the site where construction activities have temporarily or permanently ceased, but in no case more than 7 days after the construction activity in that portion of the site has temporarily or permanently ceases on all disturbed portions of the site where construction will not occur for a period of 14 or more calendar days.

- a. Where the initiation of stabilization measures by the 7<sup>th</sup> day after construction activity temporarily or permanently ceases is precluded by snow cover, stabilization measures shall be initiated as soon as practicable thereafter.

The following Stabilization Practices will be used for this project:

- |   |  |
|---|--|
| <input checked="" type="checkbox"/> Preservation of Mature Vegetation | <input checked="" type="checkbox"/> Erosion Control Blanket / Mulching |
| <input type="checkbox"/> Vegetated Buffer Strips                      | <input type="checkbox"/> Sodding                                       |
| <input type="checkbox"/> Protection of Trees                          | <input type="checkbox"/> Geotextiles                                   |
| <input type="checkbox"/> Temporary Erosion Control Seeding            | <input type="checkbox"/> Other (specify)                               |
| <input type="checkbox"/> Temporary Turf (Seeding, Class 7)            | <input type="checkbox"/> Other (specify)                               |
| <input type="checkbox"/> Temporary Mulching                           | <input type="checkbox"/> Other (specify)                               |
| <input checked="" type="checkbox"/> Permanent Seeding                 | <input type="checkbox"/> Other (specify)                               |

Describe how the Stabilization Practices listed above will be utilized:

Permanent seeding and blanket will be done when the shoulder placement is complete.

2. **Structural Practices:** Provided below is a description of structural practices that will be implemented, to the degree attainable, to divert flows from exposed soils, store flows or otherwise limit runoff and the discharge of pollutants from exposed areas of the site. Such practices may include but are not limited to: perimeter erosion barrier, earth dikes, drainage swales, sediment traps, ditch checks, subsurface drains, pipe slope drains, level spreaders, storm drain inlet protection, rock outlet protection, reinforced soil retaining systems, gabions, and temporary or permanent sediment basins. The installation of these devices may be subject to Section 404 of the Clean Water Act.

The following Structural Practices will be used for this project:

- |   |  |
|---|--|
| <input type="checkbox"/> Perimeter Erosion Barrier          | <input type="checkbox"/> Rock Outlet Protection  |
| <input type="checkbox"/> Temporary Ditch Check              | <input type="checkbox"/> Riprap                  |
| <input type="checkbox"/> Storm Drain Inlet Protection       | <input type="checkbox"/> Gabions                 |
| <input type="checkbox"/> Sediment Trap                      | <input type="checkbox"/> Slope Mattress          |
| <input type="checkbox"/> Temporary Pipe Slope Drain         | <input type="checkbox"/> Retaining Walls         |
| <input type="checkbox"/> Temporary Sediment Basin           | <input type="checkbox"/> Slope Walls             |
| <input type="checkbox"/> Temporary Stream Crossing          | <input type="checkbox"/> Concrete Revetment Mats |
| <input type="checkbox"/> Stabilized Construction Exits      | <input type="checkbox"/> Level Spreaders         |
| <input checked="" type="checkbox"/> Turf Reinforcement Mats | <input type="checkbox"/> Other (specify)         |
| <input type="checkbox"/> Permanent Check Dams               | <input type="checkbox"/> Other (specify)         |
| <input type="checkbox"/> Permanent Sediment Basin           | <input type="checkbox"/> Other (specify)         |
| <input type="checkbox"/> Aggregate Ditch                    | <input type="checkbox"/> Other (specify)         |
| <input type="checkbox"/> Paved Ditch                        | <input type="checkbox"/> Other (specify)         |

Describe how the Structural Practices listed above will be utilized:

Permanent seeding and turf reinforcement mat will be done when shoulder placement and restoration is complete.

3. **Storm Water Management:** Provided below is a description of measures that will be installed during the construction process to control pollutants in storm water discharges that will occur after construction operations have been completed. The installation of these devices may be subject to Section 404 of the Clean Water Act.

2012 Various Streets HIR Project  
Village of Franklin Park

- a. Such practices may include but are not limited to: storm water detention structures (including wet ponds), storm water retention structures, flow attenuation by use of open vegetated swales and natural depressions, infiltration of runoff on site, and sequential systems (which combine several practices).

The practices selected for implementation were determined on the basis of the technical guidance in Section 59-8 (Erosion and Sediment Control) in Chapter 59 (Landscape Design and Erosion Control) of the Illinois Department of Transportation Bureau of Design and Environment Manual. If practices other than those discussed in Section 59-8 are selected for implementation or if practices are applied to situations different from those covered in Section 59-8, the technical basis for such decisions will be explained below.

- b. Velocity dissipation devices will be placed at discharge locations and along the length of any outfall channel as necessary to provide a non-erosive velocity flow from the structure to a water course so that the natural physical and biological characteristics and functions are maintained and protected (e.g. maintenance of hydrologic conditions such as the hydroperiod and hydrodynamics present prior to the initiation of construction activities).

Description of Storm Water Management Controls.

Storm water detention will not be provided on this project. Pollutants in storm water discharges will be filtered by vegetation. Earth surface areas that are disturbed will be seeded to prevent erosion and to filter pollutants.

**4. Other Controls:**

- a. Vehicle Entrances and Exits – The depth and limits of pavement removal will retain existing bituminous surfaces and will not expose aggregate or soil. Therefore, stabilized entrances are not necessary.

The contractor will provide the resident engineer with a written plan identifying the location of stabilized entrances and exits and the procedures (s)he will use to construct and maintain them.

- b. Material Delivery, Storage, and Use – The following BMPs shall be implemented to help prevent discharges of construction materials during delivery, storage, and use:
- All products delivered to the project site must be properly labeled.
  - Water tight shipping containers and/or semi trailers shall be used to store hand tools, small parts, and most construction materials that can be carried by hand, such as paint cans, solvents, and grease.
  - A storage/containment facility should be chosen for larger items such as drums and items shipped or stored on pallets. Such material is to be covered by a tin roof or large sheets of plastic to prevent precipitation from coming in contact with the products being stored.
  - Large items such as light stands, framing materials and lumber shall be stored in the open in a general storage area. Such material shall be elevated with wood blocks to minimize contact with storm water runoff.
  - Spill clean-up materials, material safety data sheets, an inventory of materials, and emergency contact numbers shall be maintained and stored in one designated area and each Contractor is to inform his/her employees and the resident engineer of this location.
- c. Stockpile Management – BMPs shall be implemented to reduce or eliminate pollution of storm water from stockpiles of soil and paving materials such as but not limited to portland cement concrete rubble, asphalt concrete, asphalt concrete rubble, aggregate base, aggregate sub base, and pre-mixed aggregate. The following BMPs may be considered:
- Perimeter Erosion Barrier
  - Temporary Seeding

2012 Various Streets HIR Project  
Village of Franklin Park

- Temporary Mulch
- Plastic Covers
- Soil Binders
- Storm Drain Inlet Protection

The contractor will provide the resident engineer with a written plan of the procedures (s)he will use on the project and how they will be maintained.

- d. Waste Disposal. No materials, including building materials, shall be discharged into Waters of the State, except as authorized by a Section 404 permit.
- e. The provisions of this plan shall ensure and demonstrate compliance with applicable State and/or local waste disposal, sanitary sewer or septic system regulations.
- f. The contractor shall provide a written and graphic plan to the resident engineer identifying where each of the above areas will be located and how they are to be managed.

**5. Approved State or Local Laws**

The management practices, controls and provisions contained in this plan will be in accordance with IDOT specifications, which are at least as protective as the requirements contained in the Illinois Environmental Protection Agency's Illinois Urban Manual, 1995. Procedures and requirements specified in applicable sediment and erosion site plans or storm water management plans approved by local officials shall be described or incorporated by reference in the space provided below. Requirements specified in sediment and erosion site plans, site permits, storm water management site plans or site permits approved by local officials that are applicable to protecting surface water resources are, upon submittal of an NOI, to be authorized to discharge under permit ILR10 incorporated by reference and are enforceable under this permit even if they are not specifically included in the plan.

Description of procedures and requirements specified in applicable sediment and erosion site plans or storm water management plans approved by local officials:

The drainage plan has been approved by the Village of Franklin Park.

**III. Maintenance:**

The following is a description of procedures that will be used to maintain, in good and effective operating conditions, the vegetation, erosion and sediment control measures and other protective measures identified in this plan. The resident engineer will provide maintenance guides to the contractor for the practices associated with this project.

The Contractor will be responsible for installing and maintaining the erosion control systems as directed by the Engineer. The maintenance of the temporary erosion control systems will not be paid for separately as described in Article 280.08 of the Standard Specifications and shall be included in the cost of the various erosion control pay items.

**IV. Inspections:**

The Contractor shall provide a qualified person to inspect disturbed areas of the construction site which have not yet been finally stabilized, structural/erosion control measures, and locations where vehicles and equipment enter and exit the site. Such inspections shall be conducted at least once every seven (7) calendar days and within 24 hours of the end of a storm that is 0.5 inches or greater or equivalent snowfall. The Contractor shall maintain a log and report of the inspections with the information required in paragraph C. below.

- A. Disturbed areas, use areas (storage of materials, stockpiles, machine maintenance, fueling, etc.), borrow sites, and waste sites shall be inspected for evidence of, or the potential for, pollutants



2012 Various Streets HIR Project  
Village of Franklin Park

entering the drainage system. Erosion and sediment control measures identified in the plan shall be observed to ensure that they are operating correctly. Discharge locations or points that are accessible, shall be inspected to ascertain whether erosion control measures are effective in preventing significant impacts to receiving waters. Locations where vehicles enter or exit the site shall be inspected for evidence of off site sediment tracking.

- B. Based on the results of the inspection, the description of potential pollutant sources identified in section I above and pollution prevention measures identified in section II above shall be revised as appropriate as soon as practicable after such inspection. Any changes to this plan resulting from the required inspections shall be implemented within ½ hour to 1 week based on the urgency of the situation. The resident engineer will notify the contractor of the time required to implement such actions through the weekly inspection report.
- C. A report summarizing the scope of the inspection, name(s) and qualifications of personnel making the inspection, the date(s) of the inspection, major observations relating to the implementation of this storm water pollution prevention plan, and actions taken in accordance with section IV(B) shall be made and retained as part of the plan for at least three (3) years after the date of the inspection. The report shall be signed in accordance with Part VI. G of the general permit.
- D. If any violation of the provisions of this plan is identified during the conduct of the construction work covered by this plan, the resident engineer shall notify the appropriate IEPA Field Operations Section office by email at: [epa.swnoncomp@illinois.gov](mailto:epa.swnoncomp@illinois.gov), telephone or fax within 24 hours of the incident. The resident Engineer shall then complete and submit an "Incidence of Noncompliance" (ION) report for the identified violation within 5 days of the incident. The resident engineer shall use forms provided by the Illinois Environmental Protection Agency and shall include specific information on the cause of noncompliance, actions which were taken to prevent any further causes of noncompliance, and a statement detailing any environmental impact which may have resulted from the noncompliance. All reports of noncompliance shall be signed by a responsible authority in accordance with Part VI. G of the general permit.

The Incidence of Non-Compliance shall be mailed to the following address:

Illinois Environmental Protection Agency  
Division of Water Pollution Control  
Attn: Compliance Assurance Section  
1021 North Grand East  
Post Office Box 19276  
Springfield, Illinois 62794-9276

**V. Non-Storm Water Discharges:**

Except for flows from fire fighting activities, sources of non-storm water that is combined with storm water discharges associated with the industrial activity addressed in this plan must be described below. Appropriate pollution prevention measures, as described below, will be implemented for the non-storm water component(s) of the discharge.

- A. Spill Prevention and Control – BMPs shall be implemented to contain and clean-up spills and prevent material discharges to the storm drain system. The contractor shall produce a written plan stating how his/her company will prevent, report, and clean up spills and provide a copy to all of his/her employees and the resident engineer. The contractor shall notify all of his/her employees on the proper protocol for reporting spills. The contractor shall notify the resident engineer of any spills immediately.
- B. Concrete Residuals and Washout Wastes – The following BMPs shall be implemented to control residual concrete, concrete sediments, and rinse water:
  - Temporary Concrete Washout Facilities shall be constructed for rinsing out concrete trucks. Signs shall be installed directing concrete truck drivers where designated washout facilities are located.

2012 Various Streets HIR Project  
Village of Franklin Park

- The contractor shall have the location of temporary concrete washout facilities approved by the resident engineer.
  - All temporary concrete washout facilities are to be inspected by the contractor after each use and all spills must be reported to the resident engineer and cleaned up immediately.
  - Concrete waste solids/liquids shall be disposed of properly.
- C. Litter Management – A proper number of dumpsters shall be provided on site to handle debris and litter associated with the project. The Contractor is responsible for ensuring his/her employees place all litter including marking paint cans, soda cans, food wrappers, wood lathe, marking ribbon, construction string, and all other construction related litter in the proper dumpsters.
- D. Vehicle and Equipment Cleaning – Vehicles and equipment are to be cleaned in designated areas only, preferably off site.
- E. Vehicle and Equipment Fueling – A variety of BMPs can be implemented during fueling of vehicles and equipment to prevent pollution. The contractor shall inform the resident engineer as to which BMPs will be used on the project. The contractor shall inform the resident engineer how (s)he will be informing his/her employees of these BMPs (i.e. signs, training, etc.). Below are a few examples of these BMPs:
- Containment
  - Spill Prevention and Control
  - Use of Drip Pans and Absorbents
  - Automatic Shut-Off Nozzles
  - Topping Off Restrictions
  - Leak Inspection and Repair
- F. Vehicle and Equipment Maintenance – On site maintenance must be performed in accordance with all environmental laws such as proper storage and no dumping of old engine oil or other fluids on site.

**VI. Failure to Comply:**

Failure to comply with any provisions of this Storm Water Pollution Prevention Plan will result in the implementation of an Erosion and Sediment Control Deficiency Deduction against the contractor and/or penalties under the NPDES permit which could be passed onto the contractor.

2012 Various Streets HIR Project  
Village of Franklin Park

**Contractor Certification  
Statement**

The Resident Engineer is to make copies of this form and every contractor and sub-contractor will be required to complete their own separate form.

Route 2012 Various Streets HIP Project Marked Rt. N/A  
Section N/A Project No. FP 101-2012  
County Cook Contract No. \_\_\_\_\_

This certification statement is part of the Storm Water Pollution Prevention Plan for the project described below, in accordance with General NPDES Permit No. ILR10 issued by the Illinois Environmental Protection Agency.

I certify under penalty of law that I understand the terms of the general National Pollutant Discharge Elimination System (NPDES) permit (ILR 10) that authorizes the storm water discharges associated with industrial activity from the construction site identified as part of this certification.

In addition, I have read and understand all of the information and requirements stated in the Storm Water Pollution Prevention Plan for the above mentioned project; I have provided all documentation required to be in compliance with the ILR10 and Storm Water Pollution Prevention Plan and will provide timely updates to these documents as necessary.

Contractor

Sub-Contractor

_____ Print Name	_____ Signature
_____ Title	_____ Date
_____ Name of Firm	_____ Telephone
_____ Street Address	_____ City/State/ZIP

2012 Various Streets HIR Project  
Village of Franklin Park

**SP-4 DISPOSAL OF MATERIAL**

The Contractor, at his/her expense, shall dispose of all materials, removed during construction operations, off-site in a manner that public or private property will not be endangered, and in accordance with all applicable Federal and State laws, local laws, ordinances and regulations. All fees associated with disposal shall be considered incidental to the contract.

**SP-5 WASTE DESIGNATION/CCDD**

Initial soils analysis has not been performed for the project to identify the extent and limits of CCDD. Therefore any waste generated other than topsoil, concrete debris, and/or bituminous debris from the project site shall be designated as **waste** and shall be transported and disposed at a properly licensed landfill. All costs associated with removal and disposal of **waste** shall be inclusive to the removal and/or patching pay items.

The Contractor has the option to designate waste as CCDD provided that the Contractor shall secure a qualified 3<sup>rd</sup> party Soils Engineer which will perform all necessary investigation and testing and will provide all executable permit forms to the Contractor to obtain the necessary approvals for CCDD disposal. All costs associated with CCDD designation and management shall be inclusive to the unit prices for removal items.

**SP-6 CUTTING EXISTING PAVEMENT, DRIVEWAY PAVEMENT, SIDEWALK, OR CURB AND GUTTER**

At locations where it is necessary to cut asphalt surfaces, concrete pavement, concrete or asphalt driveway pavement, concrete sidewalk, or concrete curb and gutter, where it will abut the proposed new construction, a uniformly straight cut shall be obtained by the use of a diamond concrete saw (wet saw). The use of pneumatic tools to make these cuts will not be allowed. This work shall be considered as included in the contract unit prices for the various pay items of the proposed construction involved and no additional compensation will be allowed.

**SP-7 TURF REINFORCEMENT MAT**

This work shall consist of the placement of Turf Reinforcement Mat (TRM) at the locations specified by the Engineer within the Segment Blocks designated in the specifications. All work shall be in accordance with Article 251 with the noted exception:

The TRM for the project shall be an Engineer Approved equivalent to North American Green S75. It shall be a degradable straw fiber blanket and shall be rolled and secured in

2012 Various Streets HIR Project  
Village of Franklin Park

place with degradable ferrous staples. The blanket shall be placed on all exposed topsoil areas disturbed during construction.

**SP-8 HOT-MIX ASPHALT SURFACE REMOVAL**

This work shall consist of the removal of the existing bituminous pavement edge to the depths indicated on the typical sections and details at the locations specified by the Engineer within the Segment Blocks designated in the specifications. All work shall be in accordance with Article 440 with the noted exception:

For purposes of constructing a new crown in the proposed pavement within the designated segment block it may be necessary to remove more or less pavement other than what is required. These adjustments shall be performed under the direction of the Engineer and shall consist of a maximum of 1" of increased or decreased depth. Unless noted the contractor shall mill the pavement to achieve a consistent 2.0% crown unless otherwise directed by the Engineer. All costs associated with meeting this requirement shall be inclusive to the Hot-Mix Asphalt Surface Removal items.

END OF SECTION

BDE SPECIAL PROVISIONS  
For the April 27 and June 15, 2012 Lettings

The following special provisions indicated by an "x" are applicable to this contract and will be included by the Project Development and Implementation Section of the BD&E. An \* indicates a new or revised special provision for the letting.

File Name	#	Special Provision Title	Effective	Revised	
	80240	1	Above Grade Inlet Protection	July 1, 2009	Jan. 1, 2012
	80099	2	Accessible Pedestrian Signals (APS)	April 1, 2003	Jan. 1, 2007
	80275	3	Agreement to Plan Quantity	Jan. 1, 2012	
*	80274	4	Aggregate Subgrade Improvement	April 1, 2012	
	80192	5	Automated Flagger Assistance Device	Jan. 1, 2008	
	80173	6	Bituminous Materials Cost Adjustments	Nov. 2, 2006	Jan. 1, 2012
	80241	7	Bridge Demolition Debris	July 1, 2009	
	80276	8	Bridge Relief Joint Sealer (NOTE: This special provision was previously named "Concrete Joint Sealer".)	Jan. 1, 2012	
	50261	9	Building Removal-Case I (Non-Friable and Friable Asbestos)	Sept. 1, 1990	April 1, 2010
	50481	10	Building Removal-Case II (Non-Friable Asbestos)	Sept. 1, 1990	April 1, 2010
	50491	11	Building Removal-Case III (Friable Asbestos)	Sept. 1, 1990	April 1, 2010
	50531	12	Building Removal-Case IV (No Asbestos)	Sept. 1, 1990	April 1, 2010
*	80291	13	Calcium Chloride Accelerator for Class PP-2 Concrete	April 1, 2012	
*	80292	14	Coarse Aggregate in Bridge Approach Slabs/Footings	April 1, 2012	
	80198	15	Completion Date (via calendar days)	April 1, 2008	
	80199	16	Completion Date (via calendar days) Plus Working Days	April 1, 2008	
*	80293	17	Concrete Box Culverts with Skews > 30 Degrees and Design Fills ≤ 5 Feet	April 1, 2012	
*	80294	18	Concrete Box Culverts with Skews ≤ 30 Degrees Regardless of Design Fill and Skews > 30 Degrees with Design Fills > 5 Feet	April 1, 2012	
	80277	19	Concrete Mix Design – Department Provided	Jan. 1, 2012	
	80261	20	Construction Air Quality – Diesel Retrofit	June 1, 2010	
*	80237	21	Construction Air Quality – Diesel Vehicle Emissions Control	April 1, 2009	Jan. 2, 2012
	80239	22	Construction Air Quality – Idling Restrictions	April 1, 2009	
	80177	23	Digital Terrain Modeling for Earthwork Calculations	April 1, 2007	
	80029	24	Disadvantaged Business Enterprise Participation	Sept. 1, 2000	Aug. 2, 2011
	80272	25	Drainage and Inlet Protection Under Traffic	April 1, 2011	Jan. 1, 2012
*	80296	26	✓ Errata for the 2012 Standard Specifications	April 1, 2012	
	80228	27	✓ Flagger at Side Roads and Entrances	April 1, 2009	
	80265	28	✓ Friction Aggregate	Jan. 1, 2011	
	80229	29	Fuel Cost Adjustment	April 1, 2009	July 1, 2009
	80169	30	High Tension Cable Median Barrier	Jan. 1, 2007	April 1, 2009
*	80246	31	✓ Hot-Mix Asphalt – Density Testing of Longitudinal Joints	Jan. 1, 2010	April 1, 2012
	80109	32	Impact Attenuators	Nov. 1, 2003	Jan. 1, 2012
	80110	33	Impact Attenuators, Temporary	Nov. 1, 2003	Jan. 1, 2012
	80045	34	Material Transfer Device	June 15, 1999	Jan. 1, 2009
	80203	35	Metal Hardware Cast into Concrete	April 1, 2008	Jan. 1, 2012
*	80297	36	Modified Urethane Pavement Marking	April 1, 2012	
	80165	37	Moisture Cured Urethane Paint System	Nov. 1, 2006	Jan. 1, 2010
	80253	38	Movable Traffic Barrier	Jan. 1, 2010	Jan. 1, 2012
	80231	39	Pavement Marking Removal	April 1, 2009	
*	80298	40	Pavement Marking Tape Type IV	April 1, 2012	
	80254	41	✓ Pavement Patching	Jan. 1, 2010	
	80022	42	✓ Payments to Subcontractors	June 1, 2000	Jan. 1, 2006
*	80290	43	Payrolls and Payroll Records	Jan. 2, 2012	
	80278	44	Planting Woody Plants	Jan. 1, 2012	

File Name	#	Special Provision Title	Effective	Revised
80279	45	Portland Cement Concrete	Jan. 1, 2012	
* 80299	46	Portland Cement Concrete Inlay or Overlay	April 1, 2012	
80280	47	Portland Cement Concrete Sidewalk	Jan. 1, 2012	
* 80300	48	Preformed Plastic Pavement Marking Type D - Inlaid	April 1, 2012	
* 80218	49	Preventive Maintenance – Bituminous Surface Treatment	Jan. 1, 2009	April 1, 2012
* 80219	50	Preventive Maintenance – Cape Seal	Jan. 1, 2009	April 1, 2012
* 80220	51	Preventive Maintenance – Micro-Surfacing	Jan. 1, 2009	April 1, 2012
* 80221	52	Preventive Maintenance – Slurry Seal	Jan. 1, 2009	April 1, 2012
80281	53	Quality Control/Quality Assurance of Concrete Mixtures	Jan. 1, 2012	
34261	54	Railroad Protective Liability Insurance	Dec. 1, 1986	Jan. 1, 2006
80157	55	Railroad Protective Liability Insurance (5 and 10)	Jan. 1, 2006	
80172	56	Reclaimed Asphalt Pavement (RAP)	Jan. 1, 2007	Jan. 1, 2012
80282	57	Reclaimed Asphalt Shingles (RAS)	Jan. 1, 2012	
80283	58	Removal and Disposal of Regulated Substances	Jan. 1, 2012	
80224	59	Restoring Bridge Approach Pavements Using High-Density Foam	Jan. 1, 2009	Jan. 1, 2012
80271	60	Safety Edge	April 1, 2011	
* 80152	61	Self-Consolidating Concrete for Cast-In-Place Construction	Nov. 1, 2005	April 1, 2012
* 80132	62	Self-Consolidating Concrete for Precast and Precast Prestressed Products (NOTE: This special provision was previously named "Self-Consolidating Concrete for Precast Products")	July 1, 2004	April 1, 2012
80284	63	Shoulder Rumble Strips	Jan. 1, 2012	
80285	64	Sidewalk, Corner or Crosswalk Closure	Jan. 1, 2012	
80127	65	Steel Cost Adjustment	April 2, 2004	April 1, 2009
80255	66	Stone Matrix Asphalt	Jan. 1, 2010	Jan. 1, 2012
80143	67	Subcontractor Mobilization Payments	April 2, 2005	April 1, 2011
80075	68	Surface Testing of Pavements	April 1, 2002	Jan. 1, 2007
80286	69	Temporary Erosion and Sediment Control	Jan. 1, 2012	
80225	70	Temporary Raised Pavement Marker	Jan. 1, 2009	
80256	71	Temporary Water Filled Barrier	Jan. 1, 2010	Jan. 1, 2012
80287	72	Type G Inlet Box	Jan. 1, 2012	
80273	73	✓ Traffic Control Deficiency Deduction	Aug. 1, 2011	
20338	74	Training Special Provisions	Oct. 15, 1975	
80270	75	Utility Coordination and Conflicts	April 1, 2011	Jan. 1, 2012
80288	76	Warm Mix Asphalt	Jan. 1, 2012	
80289	77	Wet Reflective Thermoplastic Pavement Marking	Jan. 1, 2012	
80071	78	✓ Working Days	Jan. 1, 2002	

The following special provisions are either in the 2012 Standard Specifications, the 2012 Recurring Special Provisions, or the special provision Portland Cement Concrete:

File Name	Special Provision Title	New Location	Effective	Revised
80186	Alkali-Silica Reaction for Cast-in-Place Concrete	The special provision Portland Cement Concrete	Aug. 1, 2007	Jan. 1, 2009
80213	Alkali-Silica Reaction for Precast and Precast Prestressed Concrete	The special provision Portland Cement Concrete	Jan. 1, 2009	
80207	Approval of Proposed Borrow Areas, Use Areas, and/or Waste Areas	Article 107.22	Nov. 1, 2008	Nov. 1, 2010
80166	Cement	Section 1001	Jan. 1, 2007	April 1, 2011
80260	Certification of Metal Fabricator	Article 106.08	July 1, 2010	
80094	Concrete Admixtures	Section 1021 and the special provision Portland Cement Concrete	Jan. 1, 2003	April 1, 2009

<u>File Name</u>	<u>Special Provision Title</u>	<u>New Location</u>	<u>Effective</u>	<u>Revised</u>
80226	Concrete Mix Designs	The special provision Portland Cement Concrete	April 1, 2009	
80227	Determination of Thickness	Articles 353.12, 353.13, 353.14, 354.09, 355.09, 356.07, 407.10, 482.06, and 483.07	April 1, 2009	
80179	Engineer's Field Office Type A	Articles 670.02 and 670.07	April 1, 2007	Jan. 1, 2011
80205	Engineer's Field Office Type B	Articles 670.04 and 670.07	Aug. 1, 2008	Jan. 1, 2011
80189	Equipment Rental Rates	Articles 105.07 and 109.04	Aug. 2, 2007	Jan. 2, 2008
80249	Frames and Grates	Articles 609.02 and 609.04	Jan. 1, 2010	
80194	HMA – Hauling on Partially Completed Full-Depth Pavement	Article 407.08	Jan. 1, 2008	
80245	Hot-Mix Asphalt – Anti-Stripping Additive	Article 1030.04	Nov. 1, 2009	
80250	Hot-Mix Asphalt – Drop-Offs	Article 701.07	Jan. 1, 2010	
80259	Hot Mix Asphalt – Fine Aggregate	Articles 1003.01 and 1003.03	April 1, 2010	
80252	Improved Subgrade	Articles 302.04, 302.07, 302.08, 302.10, 302.11, 310.04, 310.08, 310.10, 310.11, and 311.05	Jan. 1, 2010	
80266	Lane Closure, Multilane, Intermittent or Moving Operation, for Speeds ≤ 40 MPH	Article 701.19	Jan. 1, 2011	Jan. 2, 2011
80230	Liquidated Damages	Article 108.09	April 1, 2009	April 1, 2011
80267	Long-Span Guardrail over Culvert	Articles 630.07 and 630.08	Jan. 1, 2011	
80262	Mulch and Erosion Control Blankets	Articles 251.03, 251.04, 251.06, 251.07, and 1081.06	Nov. 1, 2010	April 1, 2011
80180	National Pollutant Discharge Elimination System / Erosion and Sediment Control Deficiency Deduction	Article 105.03	April 1, 2007	Nov. 1, 2009
80208	Nighttime Work Zone Lighting	Section 702	Nov. 1, 2008	
80232	Pipe Culverts	Articles 542.03, 542.04, 542.11, and 1040.04	April 1, 2009	April 1, 2010
80263	Planting Perennial Plants	Section 254 and Article 1081.02	Jan. 1, 2011	
80210	Portland Cement Concrete Inlay or Overlay	Recurring CS #29	Nov. 1, 2008	
80217	Post Clips for Extruded Aluminum Signs	Article 1090.03	Jan. 1, 2009	
80268	Post Mounting of Signs	Article 701.14	Jan. 1, 2011	
80171	Precast Handling Holes	Articles 540.02, 540.06, 542.02, 542.04, 550.02, 550.06, 602.02, 602.07, and 1042.16	Jan. 1, 2007	
80015	Public Convenience and Safety	Article 107.09	Jan. 1, 2000	
80247	Raised Reflective Pavement Markers	Article 781.03	Nov. 1, 2009	April 1, 2010
80131	Seeding	Articles 250.07 and 1081.04	July 1, 2004	July 1, 2010
80264	Selection of Labor	Recurring CS #5	July 2, 2010	
80234	Storm Sewers	Articles 550.02, 550.03, 550.06, 550.07, 550.08, and 1040.04	April 1, 2009	April 1, 2010
80087	Temporary Erosion Control	Articles 280.02, 280.03, 280.04, 280.07, 280.08, and 1081.15	Nov. 1, 2002	Jan. 1, 2011
80257	Traffic Barrier Terminal, Type 6	Article 631.07	Jan. 1, 2010	
80269	Traffic Control Surveillance	Article 701.10	Jan. 1, 2011	
80258	Truck Mounted/Trailer Mounted Attenuators	Articles 701.03, 701.15, and 1106.02	Jan. 1, 2010	



File Name

Special Provision Title

New Location

Effective

Revised

The following special provisions require additional information from the designer. The additional information needs to be included in a separate document attached to this check sheet. The Project Development and Implementation section will then include the information in the applicable special provision. The Special Provisions are:

- Bridge Demolition Debris
- Building Removal-Case I
- Building Removal-Case II
- Building Removal-Case III
- Building Removal-Case IV
- Completion Date
- Completion Date Plus Working Days
- DBE Participation
- Material Transfer Device
- Railroad Protective Liability Insurance
- Training Special Provisions
- Working Days

**AGREEMENT TO PLAN QUANTITY (BDE)**

Effective: January 1, 2012

Revise the second paragraph of Article 202.07(a) of the Standard Specifications to read:

“When the plans or work have been altered, or when disagreement exists between the Contractor and the Engineer as to the accuracy of the plan quantities, either party shall, before any work is started which would affect the measurement, have the right to request in writing and thereby cause the quantities involved to be measured. When plan quantities are revised by the issuance of revised plan sheets that are made part of the contract, and the Contractor and the Engineer have agreed in writing that the revised quantities are accurate, no further measurement will be required and payment will be made for the revised quantities shown.”

80275

**ERRATA FOR THE 2012 STANDARD SPECIFICATIONS (BDE)**

Effective: April 1, 2012

- Page 337 Article 505.04. Revise the subparagraph "(i) Match Making." to read "(i) Match Marking."
- Page 360 Article 506.07. In the first line of the second paragraph change "AASHTO/AWS D1.5/D1.5:" to "AASHTO/AWS D1.5M/D1.5:".
- Page 361 Article 506.08. In the third line of the sixth paragraph change "506.08(a)" to "506.08(b)".
- Page 531 Article 609.07. In the first paragraph delete "TYPE B, C, or D INLET BOX STANDARD 609001 or".
- Page 609 Article 703.05. In the first line of the second paragraph delete "or Type II".
- Page 989 Article 1083.02(a). In the seventh line of the first paragraph change "Table 14.7.5.2-2" to "Table 14.7.5.2-1".

80296

**FLAGGER AT SIDE ROADS AND ENTRANCES (BDE)**

Effective: April 1, 2009

Revise the second paragraph of Article 701.13(a) of the Standard Specifications to read:

“The Engineer will determine when a side road or entrance shall be closed to traffic. A flagger will be required at each side road or entrance remaining open to traffic within the operation where two-way traffic is maintained on one lane of pavement. The flagger shall be positioned as shown on the plans or as directed by the Engineer.”

Revise the first and second paragraph of Article 701.20(i) of the Standard Specifications to read:

“Signs, barricades, or other traffic control devices required by the Engineer over and above those specified will be paid for according to Article 109.04. All flaggers required at side roads and entrances remaining open to traffic including those that are shown on the Highway Standards and/or additional barricades required by the Engineer to close side roads and entrances will be paid for according to Article 109.04.”

80228

**FRICITION AGGREGATE (BDE)**

Effective: January 1, 2011

Revise Article 1004.01(a)(4) of the Standard Specifications to read:

- “(4) Crushed Stone. Crushed stone shall be the angular fragments resulting from crushing undisturbed, consolidated deposits of rock by mechanical means. Crushed stone shall be divided into the following, when specified.
- a. Carbonate Crushed Stone. Carbonate crushed stone shall be either dolomite or limestone. Dolomite shall contain 11.0 percent or more magnesium oxide (MgO). Limestone shall contain less than 11.0 percent magnesium oxide (MgO).
  - b. Crystalline Crushed Stone. Crystalline crushed stone shall be either metamorphic or igneous stone, including but is not limited to, quartzite, granite, rhyolite and diabase.”

Revise Article 1004.03(a) of the Standard Specifications to read:

“**1004.03 Coarse Aggregate for Hot-Mix Asphalt (HMA).** The aggregate shall be according to Article 1004.01 and the following.

(a) Description. The coarse aggregate for HMA shall be according to the following table.

Use	Mixture	Aggregates Allowed
Class A	Seal or Cover	<u>Allowed Alone or in Combination:</u> Gravel Crushed Gravel Carbonate Crushed Stone Crystalline Crushed Stone Crushed Sandstone Crushed Slag (ACBF) Crushed Steel Slag Crushed Concrete
HMA All Other	Stabilized Subbase or Shoulders	<u>Allowed Alone or in Combination:</u> Gravel Crushed Gravel Carbonate Crushed Stone Crystalline Crushed Stone Crushed Sandstone Crushed Slag (ACBF) Crushed Steel Slag <sup>11</sup> Crushed Concrete

Use	Mixture	Aggregates Allowed
HMA High ESAL Low ESAL	Binder IL-25.0, IL-19.0, or IL-19.0L  SMA Binder	<u>Allowed Alone or in Combination:</u> Crushed Gravel Carbonate Crushed Stone <sup>2/</sup> Crystalline Crushed Stone Crushed Sandstone Crushed Slag (ACBF) Crushed Concrete <sup>3/</sup>
HMA High ESAL Low ESAL	C Surface and Leveling Binder IL-12.5,IL-9.5, or IL-9.5L  SMA Ndesign 50 Surface	<u>Allowed Alone or in Combination:</u> Crushed Gravel Carbonate Crushed Stone <sup>2/</sup> Crystalline Crushed Stone Crushed Sandstone Crushed Slag (ACBF) Crushed Steel Slag <sup>4/</sup> Crushed Concrete <sup>3/</sup>
HMA High ESAL	D Surface and Leveling Binder IL-12.5 or IL-9.5  SMA Ndesign 50 Surface	<u>Allowed Alone or in Combination:</u> Crushed Gravel Carbonate Crushed Stone (other than Limestone) <sup>2/</sup> Crystalline Crushed Stone Crushed Sandstone Crushed Slag (ACBF) <sup>5/</sup> Crushed Steel Slag <sup>4/ 5/</sup> Crushed Concrete <sup>3/</sup>
		<u>Other Combinations Allowed:</u>
		<i>Up to...</i> <i>With...</i>
		25% Limestone                      Dolomite
		50% Limestone                      Any Mixture D aggregate other than Dolomite
		75% Limestone                      Crushed Slag (ACBF) <sup>5/</sup> or Crushed Sandstone

Use	Mixture	Aggregates Allowed	
HMA High ESAL	E Surface IL-12.5 or IL-9.5  SMA Ndesign 80 Surface	<u>Allowed Alone or in Combination:</u> Crushed Gravel Crystalline Crushed Stone Crushed Sandstone Crushed Slag (ACBF) <sup>5/</sup> Crushed Steel Slag <sup>5/</sup> Crushed Concrete <sup>3/</sup>  No Limestone.	
		<u>Other Combinations Allowed:</u>	
		<i>Up to...</i>	<i>With...</i>
		50% Dolomite <sup>2/</sup>	Any Mixture E aggregate
		75% Dolomite <sup>2/</sup>	Crushed Sandstone, Crushed Slag (ACBF) <sup>5/</sup> , Crushed Steel Slag <sup>5/</sup> , or Crystalline Crushed Stone
75% Crushed Gravel or Crushed Concrete <sup>3/</sup>	Crushed Sandstone, Crystalline Crushed Stone, Crushed Slag (ACBF) <sup>5/</sup> , or Crushed Steel Slag <sup>5/</sup>		
HMA High ESAL	F Surface IL-12.5 or IL-9.5  SMA Ndesign 80 Surface	<u>Allowed Alone or in Combination:</u> Crystalline Crushed Stone Crushed Sandstone Crushed Slag (ACBF) <sup>5/</sup> Crushed Steel Slag <sup>5/</sup> No Limestone.	
		<u>Other Combinations Allowed:</u>	
		<i>Up to...</i>	<i>With...</i>

Use	Mixture	Aggregates Allowed	
		50% Crushed Gravel, Crushed Concrete <sup>3/</sup> , or Dolomite <sup>2/</sup>	Crushed Sandstone, Crushed Slag (ACBF) <sup>5/</sup> , Crushed Steel Slag <sup>5/</sup> , or Crystalline Crushed Stone

- 1/ Crushed steel slag allowed in shoulder surface only.
- 2/ Carbonate crushed stone shall not be used in SMA Ndesign 80. In SMA Ndesign 50, carbonate crushed stone shall not be blended with any of the other aggregates allowed alone in Ndesign 50 SMA binder or Ndesign 50 SMA surface.
- 3/ Crushed concrete will not be permitted in SMA mixes.
- 4/ Crushed steel slag shall not be used as leveling binder.
- 5/ When either slag is used, the blend percentages listed shall be by volume."



## HOT-MIX ASPHALT - DENSITY TESTING OF LONGITUDINAL JOINTS (BDE)

Effective: January 1, 2010

Description. This work shall consist of testing the density of longitudinal joints as part of the quality control/quality assurance (QC/QA) of hot-mix asphalt (HMA). Work shall be according to Section 1030 of the Standard Specifications except as follows.

Quality Control/Quality Assurance (QC/QA). Delete the second and third sentence of the third paragraph of Article 1030.05(d)(3) of the Standard Specifications.

Add the following paragraphs to the end of Article 1030.05(d)(3) of the Standard Specifications:

“Longitudinal joint density testing shall be performed at each random density test location. Longitudinal joint testing shall be located at a distance equal to the lift thickness or a minimum of 2 in. (50 mm), from each pavement edge. (i.e. for a 4 in. (100 mm) lift the near edge of the density gauge or core barrel shall be within 4 in. (100 mm) from the edge of pavement.) Longitudinal joint density testing shall be performed using either a correlated nuclear gauge or cores.

- a. Confined Edge. Each confined edge density shall be represented by a one-minute nuclear density reading or a core density and shall be included in the average of density readings or core densities taken across the mat which represents the Individual Test.
- b. Unconfined Edge. Each unconfined edge joint density shall be represented by an average of three one-minute density readings or a single core density at the given density test location and shall meet the density requirements specified herein. The three one-minute readings shall be spaced ten feet apart longitudinally along the unconfined pavement edge and centered at the random density test location.”

Revise the Density Control Limits table in Article 1030.05(d)(4) of the Standard Specifications to read:

Mixture Composition	Parameter	Individual Test (includes confined edges)	Unconfined Edge Joint Density Minimum
IL-9.5, IL-12.5	Ndesign ≥ 90	92.0 – 96.0%	90.0%
IL-9.5, IL-9.5L, IL-12.5	Ndesign < 90	92.5 – 97.4%	90.0%
IL-19.0, IL-25.0	Ndesign ≥ 90	93.0 – 96.0%	90.0%
IL-19.0, IL-19.0L, IL-25.0	Ndesign < 90	93.0 – 97.4%	90.0%
SMA	Ndesign = 50 & 80	93.5 – 97.4%	91.0%
All Other	Ndesign = 30	93.0 - 97.4%	90.0%”

**PAVEMENT PATCHING (BDE)**

Effective: January 1, 2010

Revise the first sentence of the second paragraph of Article 701.17(e)(1) of the Standard Specifications to read:

“In addition to the traffic control and protection shown elsewhere in the contract for pavement, two devices shall be placed immediately in front of each open patch, open hole, and broken pavement where temporary concrete barriers are not used to separate traffic from the work area.”

80254

## **PAYMENTS TO SUBCONTRACTORS (BDE)**

Effective: June 1, 2000

Revised: January 1, 2006

Federal regulations found at 49 CFR §26.29 mandate the Department to establish a contract clause to require Contractors to pay subcontractors for satisfactory performance of their subcontracts and to set the time for such payments.

State law also addresses the timing of payments to be made to subcontractors and material suppliers. Section 7 of the Prompt Payment Act, 30 ILCS 540/7, requires that when a Contractor receives any payment from the Department, the Contractor shall make corresponding, proportional payments to each subcontractor and material supplier performing work or supplying material within 15 calendar days after receipt of the Department payment. Section 7 of the Act further provides that interest in the amount of two percent per month, in addition to the payment due, shall be paid to any subcontractor or material supplier by the Contractor if the payment required by the Act is withheld or delayed without reasonable cause. The Act also provides that the time for payment required and the calculation of any interest due applies to transactions between subcontractors and lower-tier subcontractors and material suppliers throughout the contracting chain.

This Special Provision establishes the required federal contract clause, and adopts the 15 calendar day requirement of the State Prompt Payment Act for purposes of compliance with the federal regulation regarding payments to subcontractors. This contract is subject to the following payment obligations.

When progress payments are made to the Contractor according to Article 109.07 of the Standard Specifications, the Contractor shall make a corresponding payment to each subcontractor and material supplier in proportion to the work satisfactorily completed by each subcontractor and for the material supplied to perform any work of the contract. The proportionate amount of partial payment due to each subcontractor and material supplier throughout the contracting chain shall be determined by the quantities measured or otherwise determined as eligible for payment by the Department and included in the progress payment to the Contractor. Subcontractors and material suppliers shall be paid by the Contractor within 15 calendar days after the receipt of payment from the Department. The Contractor shall not hold retainage from the subcontractors. These obligations shall also apply to any payments made by subcontractors and material suppliers to their subcontractors and material suppliers; and to all payments made to lower tier subcontractors and material suppliers throughout the contracting chain. Any payment or portion of a payment subject to this provision may only be withheld from the subcontractor or material supplier to whom it is due for reasonable cause.

This Special Provision does not create any rights in favor of any subcontractor or material supplier against the State or authorize any cause of action against the State on account of any payment, nonpayment, delayed payment, or interest claimed by application of the State Prompt Payment Act. The Department will not approve any delay or postponement of the 15 day requirement except for reasonable cause shown after notice and hearing pursuant to Section

| 7(b) of the State Prompt Payment Act. State law creates other and additional remedies available to any subcontractor or material supplier, regardless of tier, who has not been paid for work properly performed or material furnished. These remedies are a lien against public funds set forth in Section 23(c) of the Mechanics Lien Act, 770 ILCS 60/23(c), and a recovery on the Contractor's payment bond according to the Public Construction Bond Act, 30 ILCS 550.

80022

**TRAFFIC CONTROL DEFICIENCY DEDUCTION (BDE)**

Effective: August 1, 2011

Revise the third sentence of the third paragraph of Article 105.03(b) of the Standard Specifications to read:

“The daily monetary deduction will be \$2,500.”

80273

**WORKING DAYS (BDE)**

Effective: January 1, 2002

The Contractor shall complete the work within 45 working days.

80071

State of Illinois  
Department of Transportation  
Bureau of Local Roads and Streets

SPECIAL PROVISION  
FOR  
PROTESTS ON LOCAL LETTINGS

Effective: January 1, 2007  
Revised: January 2, 2012

Except for apprenticeship and training certification issues, all protests shall be handled according to Sections 6.390 through 6.440 of Title 44 Subtitle A Chapter III Part 6 of the Illinois Administrative Code. For the purpose of a protest under this special provision, a representative of the awarding local authority executing the contract will perform the functions of the Chief Procurement Officer (CPO) and the State Purchasing Officer (SPO).

State of Illinois  
Department of Transportation  
Bureau of Local Roads and Streets

SPECIAL PROVISION  
FOR  
BIDDING REQUIREMENTS AND CONDITIONS FOR CONTRACT PROPOSALS

Effective: January 1, 2001  
Revised: January 2, 2012

All references to Sections or Articles in this specification shall be construed to mean specific Section or Article of the Standard Specifications for Road and Bridge Construction, adopted by the Department of Transportation.

Replace Article 102.01 of the Standard Specifications with the following:

"Prequalification of Bidders. When prequalification is required and the Awarding Authority for contract construction work is the County Board of a County, the Council, the City Council, or the President and Board of Trustees of a city, village, or town, each prospective bidder, in evidence of competence, shall furnish the Awarding Authority as a prerequisite to the release of proposal forms by the Awarding Authority, a certified or photostatic copy of a "Certificate of Eligibility" issued by the Department of Transportation, according to the Department's "Prequalification Manual".

The two low bidders must file, within 24 hours after the letting, a sworn affidavit in triplicate, showing all uncompleted contracts awarded to them and all low bids pending award for Federal, State, County, Municipal and private work, using the blank form made available for this affidavit. One copy shall be filed with the Awarding Authority and two copies with IDOT's District office.

Issuance of Proposal Forms. The Awarding Authority reserves the right to refuse to issue a proposal form for bidding purposes for any of the following reasons:

- (a) Lack of competency and adequate machinery, plant, and other equipment, as revealed by the financial statement and experience questionnaires required in the prequalification procedures.
- (b) Uncompleted work which, in the judgment of the Awarding Authority, might hinder or prevent the prompt completion of additional work awarded.
- (c) False information provided on a bidder's "Affidavit of Availability".
- (d) Failure to pay, or satisfactorily settle, all bills due for labor and material on former contracts in force at the time of issuance of proposal forms.
- (e) Failure to comply with any prequalification regulations of the Department.
- (f) Default under previous contracts.
- (g) Unsatisfactory performance record as shown by past work for the Awarding Authority, judged from the standpoint of workmanship and progress.
- (h) When the Contractor is suspended from eligibility to bid at a public letting where the contract is awarded by, or requires approval of, the Department.
- (i) When any agent, servant, or employee of the prospective bidder currently serves as a member, employee, or agent of a governmental body that is financially involved in the proposal work.



- (j) When any agent, servant, or employee of the perspective bidder has participated in the preparation of plans or specifications for the proposed work.

Interpretation of Quantities in the Bid Schedule. The quantities appearing in the bid schedule are approximate and are prepared for the comparison of bids. Payment to the Contractor will be made only for the actual quantities of work performed and accepted or materials furnished according to the contract. The scheduled quantities of work to be done and materials to be furnished may be increased, decreased, or omitted as hereinafter provided.

Examination of Plans, Specifications, Special Provisions, and Site of Work. The bidder shall, before submitting a bid, carefully examine the provisions of the contract. The bidder shall inspect in detail the site of the proposed work, investigate and become familiar with all the local conditions affecting the contract and fully acquaint themselves with the detailed requirements of construction. Submission of a bid shall be a conclusive assurance and warranty the bidder has made these examinations and the bidder understands all requirements for the performance of the work. If his/her bid is accepted, the bidder shall be responsible for all errors in the proposal resulting from his/her failure or neglect to comply with these instructions. The Awarding Authority will, in no case, be responsible for any costs, expenses, losses, or change in anticipated profits resulting from such failure or neglect of the bidder to make these examinations.

The bidder shall take no advantage of any error or omission in the proposal and advertised contract. Any prospective bidder, who desires an explanation or interpretation of the plans, specification, or any of the contract documents, shall request such in writing from the Awarding Authority, in sufficient time to allow a written reply by the Awarding Authority that can reach all prospective bidders before the submission of their bids. Any reply given a prospective bidder concerning any of the contract documents, plans, and specifications will be furnished to all prospective bidders in the form determined by the Awarding Authority including, but not limited to, an addendum, if the information is deemed by the Awarding Authority to be necessary in submitting bids or if the Awarding Authority concludes the information would aid competition. Oral explanations, interpretations, or instructions given before the submission of bids unless at a prebid conference will not be binding on the Awarding Authority.

Preparation of the Proposal. Bidders shall submit their proposals on the form furnished by the Awarding Authority. The proposal shall be executed properly, and bids shall be made for all items indicated in the proposal form, except when alternate bids are asked, a bid on more than one alternate for each item is not required, unless otherwise provided. The bidder shall indicate in figures, a unit price for each of the separate items called for in the proposal form; the bidder shall show the products of the respective quantities and unit prices in the column provided for that purpose, and the gross sum shown in the place indicated in the proposal form shall be the summation of said products. All writing shall be with ink or typewriter, except the signature of the bidder which shall be written in ink.

If the proposal is made by an individual, that individual's name and business address shall be shown. If made by a firm or partnership, the name and business address of each member of the firm or partnership shall be shown. If made by a corporation, the proposal shall show the names, titles, and business addresses of the president, corporate secretary and treasurer. The proposal shall be signed by president or someone with authority to execute contracts and attested by the corporate secretary or someone with authority to execute or attest to the execution of contracts.

When prequalification is required, the proposal form shall be submitted by an authorized bidder in the same name and style as shown on the "Contractor's Statement of Experience and Financial Condition" used for prequalification.

Rejection of Proposals. The Awarding Authority reserves the right to reject any proposal for any of the conditions in "Issuance of Proposal Forms" or for any of the following reasons:

- (a) More than one proposal for the same work from an individual, firm, partnership, or corporation under the same name or different names.
- (b) Evidence of collusion among bidders.
- (c) Unbalanced proposals in which the bid prices for some items are, in the judgment of the Awarding Authority, out of proportion to the bid prices for other items.
- (d) If the proposal does not contain a unit price for each pay item listed, except in the case of authorized alternate pay items or lump sum pay items.
- (e) If the proposal form is other than that furnished by the Awarding Authority; or if the form is altered or any part thereof is detached.
- (f) If there are omissions, erasures, alterations, unauthorized additions, conditional or alternate bids, or irregularities of any kind which may tend to make the proposal incomplete, indefinite or ambiguous as to its meaning.
- (g) If the bidder adds any provisions reserving the right to accept or reject an award, or to enter into a contract pursuant to an award.
- (h) If the proposal is not accompanied by the proper proposal guaranty.
- (i) If the proposal is prepared with other than ink or typewriter, or otherwise fails to meet the requirements of the above "Preparation of Proposal" section.

Proposal Guaranty. Each proposal shall be accompanied by a bid bond on the Department form contained in the proposal, executed by a corporate surety company satisfactory to the Awarding Authority, by a bank cashier's check or a properly certified check for not less than five percent of the amount bid, or for the amount specified in the following schedule:

	<u>Amount Bid</u>	<u>Proposal Guaranty</u>
Up to	\$5,000	\$150
>\$5,000	\$10,000	\$300
>\$10,000	\$50,000	\$1,000
>\$50,000	\$100,000	\$3,000
>\$100,000	\$150,000	\$5,000
>\$150,000	\$250,000	\$7,500
>\$250,000	\$500,000	\$12,500
>\$500,000	\$1,000,000	\$25,000
>\$1,000,000	\$1,500,000	\$50,000
>\$1,500,000	\$2,000,000	\$75,000
>\$2,000,000	\$3,000,000	\$100,000
>\$3,000,000	\$5,000,000	\$150,000
>\$5,000,000	\$7,500,000	\$250,000
>\$7,500,000	\$10,000,000	\$400,000
>\$10,000,000	\$15,000,000	\$500,000
>\$15,000,000	\$20,000,000	\$600,000
>\$20,000,000	\$25,000,000	\$700,000
>\$25,000,000	\$30,000,000	\$800,000
>\$30,000,000	\$35,000,000	\$900,000
Over	\$35,000,000	\$1,000,000

In the event that one proposal guaranty check is intended to cover two or more proposals, the amount must equal to the sum of the proposal guaranties which would be required for each individual proposal.

Bank cashier's checks or properly certified checks accompanying proposals shall be made payable to the County Treasurer, when a County is the Awarding Authority; or the City, Village, or Town Treasurer, when a city, village, or town is the Awarding Authority.

The proposal guaranty checks of all, except the two lowest responsible, will be returned promptly after the proposals have been checked, tabulated, and the relation of the proposals established. Proposal guaranty checks of the two lowest bidders will be returned as soon as the contract and contract bond of the successful bidder have been properly executed and approved. Bid bonds will not be returned.

After a period of three working days has elapsed after the date of opening proposals, the Awarding Authority may permit the two lowest bidders to substitute for the bank cashier's checks or certified checks submitted with their proposals as proposal guaranties, bid bonds on the Department forms executed by corporate surety companies satisfactory to the Awarding Authority.

Delivery of Proposals. If a special envelope is supplied by the Awarding Authority, each proposal should be submitted in that envelope furnished by the Awarding Authority and the blank spaces on the envelope shall be filled in correctly to clearly indicate its contents. When an envelope other than the special one furnished by the Awarding Authority is used, it shall be marked to clearly indicate its contents. When sent by mail, the sealed proposal shall be addressed to the Awarding Authority at the address and in care of the official in whose office the bids are to be received. All proposals shall be filed prior to the time and at the place specified in the Notice to Bidders. Proposals received after the time specified will be returned to the bidder unopened.

Withdrawal of Proposals. Permission will be given a bidder to withdraw a proposal if the bidder makes the request in writing or in person before the time for opening proposals.

Public Opening of Proposals. Proposals will be opened and read publicly at the time and place specified in the Notice to Bidders. Bidders, their authorized agents, and other interested parties are invited to be present.

Consideration of Proposals. After the proposals are opened and read, they will be compared on the basis of the summation of the products of the quantities shown in the bid schedule by the unit bid prices. In awarding contracts, the Awarding Authority will, in addition to considering the amounts stated in the proposals, take into consideration the responsibility of the various bidders as determined from a study of the data required under "Prequalification of Bidders", and from other investigations which it may elect to make.

The right is reserved to reject any or all proposals, to waive technicalities, or to advertise for new proposals, if in the judgment of the Awarding Authority, the best interests of the Awarding Authority will be promoted thereby.

Award of Contract. The award of contract will be made within 45 calendar days after the opening of proposals to the lowest responsible and qualified bidder whose proposal complies with all the requirements prescribed. The successful bidder will be notified by letter of intent that his/her bid has been accepted, and subject to the following conditions, the bidder will be the Contractor.

An approved contract executed by the Awarding Authority is required before the Awarding Authority is bound. An award may be cancelled any time by the Awarding Authority prior to execution in order to protect the public interest and integrity of the bidding process or for any other reason if, in the judgment of the Awarding Authority, the best interests of the Awarding Authority will be promoted thereby.

If a contract is not awarded within 45 days after the opening of proposals, bidders may file a written request with the Awarding Authority for the withdrawal of their bid, and the Awarding Authority will permit such withdrawal.

Requirement of Contract Bond. The Contractor shall furnish the Awarding Authority a performance and payment bond with good and sufficient sureties in the full amount of the contract as the penal sum. The surety shall be acceptable to the Awarding Authority, shall waive notice of any changes and extensions of time, and shall submit its bond on the form furnished by the Awarding Authority.

Execution of Contract. The contract shall be executed by the successful bidder and returned, together with the Contract Bond, within 15 days after the contract has been mailed to the bidder.

If the bidder to whom the award is made is a corporation organized under the laws of a State other than Illinois, the bidder shall furnish the Awarding Authority a copy of the corporation's Certificate of Authority to do business in the State of Illinois with the return of the executed contract and bond. Failure to furnish such evidence of a Certificate of Authority within the time required will be considered as just cause for the annulment of the award and the forfeiture of the proposal guaranty to the Awarding Authority, not as a penalty, but in payment of liquidated damages sustained as a result of such failure.

Failure to Execute Contract. If the contract is not executed by the Awarding Authority within 15 days following receipt from the bidder of the properly executed contracts and bonds, the bidder shall have the right to withdraw his/her bid without penalty.

Failure of the successful bidder to execute the contract and file acceptable bonds within 15 days after the contract has been mailed to the bidder shall be just cause for the cancellation of the award and the forfeiture of the proposal guaranty which shall become the property of the Awarding Authority, not as penalty, but in liquidation of damages sustained. Award may then be made to the next lowest responsible bidder, or the work may be readvertised and constructed under contract, or otherwise, as the Awarding Authority may decide."

State of Illinois  
Department of Transportation  
Bureau of Local Roads and Streets

SPECIAL PROVISION  
FOR  
COOPERATION WITH UTILITIES

Effective: January 1, 1999  
Revised: January 1, 2007

All references to Sections or Articles in this specification shall be construed to mean specific Section or Article of the Standard Specifications for Road and Bridge Construction, adopted by the Department of Transportation.

Replace Article 105.07 of the Standard Specifications with the following:

**"105.07 Cooperation with Utilities.** The adjustment of utilities consists of the relocation, removal, replacement, rearrangements, reconstruction, improvement, disconnection, connection, shifting, new installation or altering of an existing utility facility in any manner.

When the plans or special provisions include information pertaining to the location of underground utility facilities, such information represents only the opinion of the Department as to the location of such utilities and is only included for the convenience of the bidder. The Department assumes no responsibility in respect to the sufficiency or the accuracy of the information shown on the plans relative to the location of the underground utility facilities.

Utilities which are to be adjusted shall be adjusted by the utility owner or the owner's representative or by the Contractor as a contract item. Generally, arrangements for adjusting existing utilities will be made by the Department prior to project construction; however, utilities will not necessarily be adjusted in advance of project construction and, in some cases, utilities will not be removed from the proposed construction limits. When utility adjustments must be performed in conjunction with construction, the utility adjustment work will be shown on the plans and/or covered by Special Provisions.

When the Contractor discovers a utility has not been adjusted by the owner or the owner's representative as indicated in the contract documents, or the utility is not shown on the plans or described in the Special Provisions as to be adjusted in conjunction with construction, the Contractor shall not interfere with said utility, and shall take proper precautions to prevent damage or interruption of the utility and shall promptly notify the Engineer of the nature and location of said utility.

All necessary adjustments, as determined by the Engineer, of utilities not shown on the plans or not identified by markers, will be made at no cost to the Contractor except traffic structures, light poles, etc., that are normally located within the proposed construction limits as hereinafter defined will not be adjusted unless required by the proposed improvement.

(a) Limits of Proposed Construction for Utilities Paralleling the Roadway. For the purpose of this Article, limits of proposed construction for utilities extending in the same longitudinal direction as the roadway, shall be defined as follows:

(1) The horizontal limits shall be a vertical plane, outside of, parallel to, and 600 mm (2 ft) distant at right angles from the plan or revised slope limits.

In cases where the limits of excavation for structures are not shown on the plans, the horizontal limits shall be a vertical plane 1.2 m (4 ft) outside the edges of structure footings or the structure where no footings are required.

(2) The upper vertical limits shall be the regulations governing the roadbed clearance for the specific utility involved.

(3) The lower vertical limits shall be the top of the utility at the depth below the proposed grade as prescribed by the governing agency or the limits of excavation, whichever is less.

(b) Limits of Proposed Construction for Utilities Crossing the Roadway. For the purpose of this Article, limits of proposed construction for utilities crossing the roadway in a generally transverse direction shall be defined as follows:

(1) Utilities crossing excavations for structures that are normally made by trenching such as sewers, underdrains, etc. and all minor structures such as manholes, inlets, foundations for signs, foundations for traffic signals, etc., the limits shall be the space to be occupied by the proposed permanent construction unless otherwise required by the regulations governing the specific utility involved.

(2) For utilities crossing the proposed site of major structures such as bridges, sign trusses, etc., the limits shall be as defined above for utilities extending in the same general direction as the roadway.

The Contractor may make arrangements for adjustment of utilities outside of the limits of proposed construction provided the Contractor furnishes the Department with a signed agreement with the utility owner covering the adjustments to be made. The cost of any adjustments made outside the limits of proposed construction shall be the responsibility of the Contractor unless otherwise provided.

The Contractor shall request all utility owners to field locate their facilities according to Article 107.31. The Engineer may make the request for location from the utility after receipt of notice from the Contractor. On request, the Engineer will make an inspection to verify that the utility company has field located its facilities, but will not assume responsibility for the accuracy of such work. The Contractor shall be responsible for maintaining the excavations or markers provided by the utility owners. This field location procedure may be waived if the utility owner has stated in writing to the Department it is satisfied the construction plans are sufficiently accurate. If the utility owner does not submit such statement to the Department, and they do not field locate their facilities in both horizontal and vertical alignment, the Engineer will authorize the Contractor in writing to proceed to locate the facilities in the most economical and reasonable manner, subject to the approval of the Engineer, and be paid according to Article 109.04.

The Contractor shall coordinate with any planned utility adjustment or new installation and the Contractor shall take all precautions to prevent disturbance or damage to utility facilities. Any failure on the part of the utility owner, or their representative, to proceed with any planned utility adjustment or new installation shall be reported promptly by the Contractor to the Engineer orally and in writing.

The Contractor shall take all necessary precautions for the protection of the utility facilities. The Contractor shall be responsible for any damage or destruction of utility facilities resulting from neglect, misconduct, or omission in the Contractor's manner or method of execution or nonexecution of the work, or caused by defective work or the use of unsatisfactory materials. Whenever any damage or destruction of a utility facility occurs as a result of work performed by the Contractor, the utility company will be immediately notified. The utility company will make arrangements to restore such facility to a condition equal to that existing before any such damage or destruction was done.

It is understood and agreed that the Contractor has considered in the bid all of the permanent and temporary utilities in their present and/or adjusted positions.

No additional compensation will be allowed for any delays, inconvenience, or damage sustained by the Contractor due to any interference from the said utility facilities or the operation of relocating the said utility facilities.

State of Illinois  
Department of Transportation  
Bureau of Local Roads and Streets

SPECIAL PROVISION  
FOR  
INSURANCE

Effective: February 1, 2007  
Revised: August 1, 2007

All references to Sections or Articles in this specification shall be construed to mean specific Section or Article of the Standard Specifications for Road and Bridge Construction, adopted by the Department of Transportation.

The Contractor shall name the following entities as additional insured under the Contractor's general liability insurance policy in accordance with Article 107.27:

Village of Franklin Park

---

---

---

---

---

---

---

---

The entities listed above and their officers, employees, and agents shall be indemnified and held harmless in accordance with Article 107.26.



State of Illinois  
DEPARTMENT OF TRANSPORTATION  
Bureau of Local Roads & Streets

SPECIAL PROVISION  
FOR  
WAGES OF EMPLOYEES ON PUBLIC WORKS

Effective: January 1, 1999  
Revised: January 1, 2012

1. **Prevailing Wages.** All wages paid by the Contractor and each subcontractor shall be in compliance with The Prevailing Wage Act (820 ILCS 130), as amended, except where a prevailing wage violates a federal law, order, or ruling, the rate conforming to the federal law, order, or ruling shall govern. The Contractor shall be responsible to notify each subcontractor of the wage rates set forth in this contract and any revisions thereto. If the Department of Labor revises the wage rates, the revised rate as provided by the public body shall apply to this contract and the Contractor will not be allowed additional compensation on account of said revisions.
2. **Payroll Records.** The Contractor and each subcontractor shall make and keep, for a period of not less than three years from the date of the last payment on a contract or subcontract, records of all laborers, mechanics, and other workers employed by them on the project; the records shall include each worker's name, address, telephone number when available, social security number, classification or classifications, the hourly wages paid in each pay period, the number of hours worked each day, and the starting and ending times of work each day. Upon seven business days' notice, the Contractor and each subcontractor shall make available for inspection and copying at a location within this State during reasonable hours, the payroll records to the public body in charge of the project, its officers and agents, the Director of Labor and his deputies and agents, and to federal, State, or local law enforcement agencies and prosecutors.
3. **Submission of Payroll Records.** The Contractor and each subcontractor shall no later than the tenth day of each calendar month file a certified payroll for the immediately preceding month with the public body in charge of the project, except that the full social security number and home address shall not be included on weekly transmittals. Instead the payrolls shall include an identification number for each employee (e.g., the last four digits of the employee's social security number). The certified payroll shall consist of a complete copy of the payroll records except starting and ending times of work each day may be omitted  
  
The certified payroll shall be accompanied by a statement signed by the Contractor or subcontractor or an officer, employee, or agent of the contractor or subcontractor which avers that: (i) he or she has examined the certified payroll records required to be submitted by the Act and such records are true and accurate; (ii) the hourly rate paid to each worker is not less than the general prevailing rate of hourly wages required; and (iii) the Contractor or subcontractor is aware that filing a certified payroll that he or she knows to be false is a Class A misdemeanor.
4. **Employees Interviews.** The Contractor and each subcontractor shall permit his/her employees to be interviewed on the job, during working hours, by compliance investigators of the Department or the Department of Labor.

State of Illinois  
Department of Transportation  
Bureau of Local Roads and Streets

SPECIAL PROVISION  
FOR  
EQUIPMENT RENTAL RATES

Effective: January 1, 2012

All references to Sections or Articles in this specification shall be construed to mean a specific Section or Article of the Standard Specifications for Road and Bridge Construction, adopted by the Department of Transportation.

Replace Article 109.04(b)(4) with the following:

"(4) Equipment. For any machinery or special equipment (other than small tools) the use of which has been authorized by the Engineer, the Contractor will be paid according to the latest revision of "SCHEDULE OF AVERAGE ANNUAL EQUIPMENT OWNERSHIP EXPENSE" and latest index factor as issued by the Illinois Department of Transportation. The equipment should be of a type and size reasonably required to complete the extra work."

State of Illinois  
DEPARTMENT OF TRANSPORTATION  
Bureau of Local Roads & Streets

SPECIAL PROVISION  
FOR  
HOT IN-PLACE RECYCLING (HIR) – SURFACE RECYCLING

Effective: January 1, 2012

All references to Sections and Articles in this Special Provision shall be construed to mean specific Sections and Articles in the Standard Specifications for Road and Bridge Construction adopted by the Department of Transportation.

**Description.** This work shall consist of in-place rehabilitation of hot-mix asphalt (HMA) pavement by heating, scarifying, rejuvenating, and reshaping the surface followed by the addition of a new HMA surface course according to the thickness specified on the plans.

**Materials.** Materials shall be according to the following.

<u>Item</u>	<u>Article/Section</u>
(a) Rejuvenating Agent (Note 1)	
(b) Hot-Mix Asphalt .....	1030

Note 1. The rejuvenating agent shall have a minimum Aged Penetration Retention of 90% when tested according to the following test procedure:

- a. Determine the penetration<sup>1</sup> of an unaged standard PG 58-22 asphalt binder.
- b. Age<sup>2</sup> the asphalt binder in the Rolling Thin Film Oven (RTFO).
- c. Determine the penetration<sup>1</sup> of the aged binder (A).
- d. Add the rejuvenating agent or rejuvenating agent residue<sup>3</sup> at the percentage recommended by the manufacturer (maximum 20% by weight) to the aged binder. Blend uniformly.
- e. Determine the penetration<sup>1</sup> of the rejuvenating agent / aged binder mixture. The penetration of this mixture shall be essentially equivalent to the penetration of the unaged PG 58-22.
- f. Age<sup>2</sup> the rejuvenating agent / aged binder mixture in the RTFO.
- g. Determine the penetration<sup>1</sup> of the aged rejuvenating agent / aged binder mixture (B).
- h. Determine the Aged Penetration Retention according to the following formula:

$$\text{Aged Penetration Retention, \%} = (B/A) \times 100$$

<sup>1</sup> AASHTO T 49 at 77°F (25°C).

<sup>2</sup> AASHTO T 240 aged for 5 hours at 325°F (163°C).

<sup>3</sup> If the rejuvenating agent is an emulsion, obtain the residue according to the test procedure "Emulsified Asphalt Residue by Evaporation" located in AASHTO T 59.

**Equipment.** Equipment shall be according to the following.

<u>Item</u>	<u>Article/Section</u>
(a) Rollers.....	1101.01
(b) Pre-heater (Note 1)	
(c) Heater-Scarifier (Note 2)	

Note 1. The pre-heater shall be a separate independently self-propelled heating unit.

Note 2. The heater-scarifier shall be self-contained, power propelled unit capable of heating, scarifying, adding rejuvenating agent, mixing, and screeding the scarified asphalt surface.

The heating system shall use propane, fuel oil, or butane as fuel, capable of being turned on or off instantly and have a range of width to heat 4-inches beyond each side of the lane width. Heating of the asphalt pavement surface shall be accomplished in such a manner that adequate heat penetration is provided without excessive oxidation, or direct flame contact with the asphalt street. The heaters shall have an enclosed or shielded hood and allow for the pavement to be scarified to the specified depth with the surface temperature of the old pavement not exceeding 375°F (190°C). The machine shall be equipped with a minimum of two rows of spring-mounted scarification teeth. Teeth shall be evenly spaced with the rows offset by an amount equal to one-half of the tooth spacing. Teeth shall be capable of vertical movement, such that the rows of the teeth will follow any contours in the street profile to scarify to the required depth regardless of depression or high areas. Self-regulating controls shall be used to exert pressure from the weight of the machine onto the tooth mounting system, and to control the depth of scarification. The aggregate shall be dislodged, but not fractured, to the specified depth.

The machine shall be capable of adding rejuvenating agent uniformly over the area to be scarified at a uniform rate per distance traveled.

The machine shall be capable of lateral movement of the scarified materials as required, by using a reversible auger and/or adjustable blades. This system shall be capable of maintaining a uniform supply of scarified material distributed as required across the face if the spreader screed.

The heater-scarifier shall be equipped with an automatic electronic grade control device. The device shall be effective in leveling depressions. The device shall be capable of controlling the elevation of the screed relative to either a preset grade control string line or a grade reference device traveling on the adjacent pavement surface. The traveling grade reference device shall be not less than 30 ft (9 m) in length.

The screed or strike off assembly shall effectively produce a finished surface of the required evenness and texture without tearing, shoving or gouging the mixture.

#### **CONSTRUCTION REQUIREMENTS**

**General.** The entire surface to be rehabilitated shall be free of water, soil, vegetation, and foreign material. All base failures shall be repaired prior to the heating scarifying process according to Section 358. Rehabilitation work shall be performed only when the air temperature in the shade is at least 45 °F (7 °C) and the forecast is for rising temperatures.

The surface of the existing pavement shall be heated with a continuously moving heater to allow the pavement to be scarified to a 0.75 to 1.5 in (20 to 38 mm) average depth with the surface temperature of the old pavement not to exceed 375 °F (190 °C). Heat shall be applied under an enclosed or shielded hood and shall extend at least 4 in. (100 mm) beyond the width of scarification on both sides. Scarifying shall be accomplished with pressure scarifiers. The scarifying unit shall be equipped to scarify and move material away from the gutter flags for a depth of 1/2 in. (13 mm) by 4 in. (100 mm) wide. The heating-scarifying operation shall not exceed 30 ft (10 m) per minute. When a repaving pass is being made adjacent to a previously placed mat, the longitudinal repaving seam shall extend at least 2 in. (50 mm) into the previously placed mat.

Immediately after the scarifying operation, the rejuvenating agent shall be applied at the maximum rate of 0.20 gal/sq yd (0.5 L/sq m). The actual rate will be determined by the Contractor based on pavement condition, rejuvenating agent, and pavement samples. The Contractor will provide the Engineer with the application rate prior to construction. The application rate should not vary by more than ± 0.03 gal/sq yd (± 0.1 L/sq m) unless existing pavement conditions change. Any modification of the application rate shall be approved by the Engineer. The surface shall then be leveled by distributing the heated, scarified and treated (HST) material over the width being processed so as to produce a uniform cross section. The minimum temperature of the HST material after leveling shall be 175 °F (80 °C). The HST material shall be compacted before the temperature of the mix drops below 150 °F (65 °C).

Compaction shall be accomplished by performing a growth curve within the first half mile of production. If an adjustment is made to the rejuvenating agent's application rate, the Engineer reserves the right to request an additional growth curve. The growth curve, consisting of a plot of lb/cu ft (kg/cu m) vs. number of passes with the project breakdown roller, shall be developed. Roller speed during the growth curve testing shall be the same as the normal paving operation. This curve shall be established by use of a nuclear gauge. Tests shall be taken after each pass until the highest lb/cu ft (kg/cu m) is obtained. This value shall be the target density.

A new growth curve is required if the breakdown roller used on the growth curve is replaced with a new roller during production. The target density shall apply only to the specific gauge used. If additional gauges are to be used to determine density specification compliance, the Contractor shall establish a unique minimum allowable target density from the growth curve location for each gauge.

TABLE 1 - MINIMUM ROLLER REQUIREMENTS FOR HIR – SURFACE RECYCLING			
Breakdown Roller (one of the following) <sup>1</sup>	Intermediate Roller	Final Roller (one or more of the following) <sup>1</sup>	Density Requirement
V <sub>D</sub> , P	--	V <sub>S</sub> , T <sub>B</sub> , T <sub>F</sub>	95 - 102 percent of the target density obtained on the growth curve

<sup>1/</sup> Equipment definitions in Table 1 of Article 406.07.

Within 48 hours of the HST operation, a HMA surface course specified in the plans shall be placed according to Section 406.

**Method of Measurement.**

- (a) Contract Quantities. The requirement for use of contract quantities shall be according to Article 202.07(a).
- (b) Measured Quantities. The hot in-place recycling – surface recycling will be measured for payment in place and the area computed in square yards (square meters). The rejuvenating agent will be measured for payment in gallons (liters) according to Article 1032.02. The HMA surface will be measured for payment in tons (metric tons) according to Article 406.13.

**Basis of Payment.** This work will be paid for at the contract unit price per square yard (square meter) for HOT IN-PLACE RECYCLING – SURFACE RECYCLING, and per gallon (liter) for REJUVENATING AGENT.

The HMA surface will be paid for according to Article 406.14

If provided as a pay item, the preparation of the base will be paid for according to Article 358.07. If not provided as a pay item, preparation of the base, including additional material required, shall be considered as included in the contract unit price bid for hot in-place recycling, and no additional compensation will be allowed.

## ADJUSTMENTS AND RECONSTRUCTIONS

Effective: March 15, 2011

Revise the first paragraph of Article 602.04 to read:

**“602.04 Concrete.** Cast-in-place concrete for structures shall be constructed of Class SI concrete according to the applicable portions of Section 503. Cast-in-place concrete for pavement patching around adjustments and reconstructions shall be constructed of Class PP-1 concrete, unless otherwise noted in the plans, according to the applicable portions of Section 1020.”

Revise the third, fourth and fifth sentences of the second paragraph of Article 602.11(c) to read:

“Castings shall be set to the finished pavement elevation so that no subsequent adjustment will be necessary, and the space around the casting shall be filled with Class PP-1 concrete, unless otherwise noted in the plans, to the elevation of the surface of the base course or binder course. HMA surface or binder course material shall not be allowed. The pavement may be opened to traffic according to Article 701.17(e)(3)b.”

Revise Article 603.05 to read:

**“603.05 Replacement of Existing Flexible Pavement.** After the castings have been adjusted, the surrounding space shall be filled with Class PP-1 concrete, unless otherwise noted in the plans, to the elevation of the surface of the base course or binder course. HMA surface or binder course material shall not be allowed. The pavement may be opened to traffic according to Article 701.17(e)(3)b.”

Revise Article 603.06 to read:

**“603.06 Replacement of Existing Rigid Pavement.** After the castings have been adjusted, the pavement and HMA that was removed, shall be replaced with Class PP-1 concrete, unless otherwise noted in the plans, not less than 9 in. (225 mm) thick. The pavement may be opened to traffic according to Article 701.17(e)(3)b.

The surface of the Class PP concrete shall be constructed flush with the adjacent surface.”

Revise the first sentence of Article 603.07 to read:

**“603.07 Protection Under Traffic.** After the casting has been adjusted and the Class PP concrete has been placed, the work shall be protected by a barricade and two lights according to Article 701.17(e)(3)b.”

**FINE AGGREGATE FOR HOT- MIX ASPHALT (HMA) (D-1)**

Effective: May 1, 2007

Revised: January 1, 2012

Revise Article 1003.03 (c) of the Standard Specifications to read:

“(c) Gradation. The fine aggregate gradation for all HMA shall be FA1, FA 2, FA 20, FA 21 or FA 22. When Reclaimed Asphalt Pavement (RAP) is incorporated in the HMA design, the use of FA 21 Gradation will not be permitted.



**Maintenance of Roadways**

Effective: September 30, 1985

Revised: November 1, 1996

Beginning on the date that work begins on this project, the Contractor shall assume responsibility for normal maintenance of all existing roadways within the limits of the improvement. This normal maintenance shall include all repair work deemed necessary by the Engineer, but shall not include snow removal operations. Traffic control and protection for maintenance of roadways will be provided by the Contractor as required by the Engineer.

If items of work have not been provided in the contract, or otherwise specified for payment, such items, including the accompanying traffic control and protection required by the Engineer, will be paid for in accordance with Article 109.04 of the Standard Specifications.

## RECLAIMED ASPHALT PAVEMENT AND SHINGLES (D-1)

Effective: January 1, 2012

Revise Section 1031 of the Standard Specifications to read:

### "SECTION 1031. RECLAIMED ASPHALT PAVEMENT AND SHINGLES

**1031.01 Description.** RAP is reclaimed asphalt pavement resulting from cold milling and crushing of an existing hot-mix asphalt (HMA) pavement. RAP will be considered processed FRAP after completion of both crushing and screening to size. The Contractor shall supply written documentation that the RAP originated from routes or airfields under federal, state, or local agency jurisdiction.

RAS is reclaimed asphalt shingles resulting from the processing and grinding of either preconsumer or post consumer shingles.

RAS shall be a clean and uniform material with a maximum of 0.5 percent unacceptable materials, as defined in Bureau of Materials and Physical Research Policy (BMPR) Memorandum *Reclaimed Asphalt Shingle (RAS) Sources*, by weight of RAS. All RAS used shall come from a BMPR approved processing facility.

RAS shall meet either Type 1 or Type 2 requirements as specified herein.

- (a) Type 1. Type 1 RAS shall be processed, preconsumer asphalt shingles salvaged from the manufacture of residential asphalt roofing shingles.
- (b) Type 2. Type 2 RAS shall be processed post-consumer shingles only, salvaged from residential, or four unit or less dwellings not subject to the National Emission Standards for Hazardous Air Pollutants (NESHAP).

**1031.02 Stockpiles.** The Contractor shall construct individual, sealed RAP or RAS stockpiles meeting one of the following definitions. No additional RAP or RAS shall be added to the pile after the pile has been sealed. Stockpiles shall be sufficiently separated to prevent intermingling at the base. All stockpiles (including unprocessed RAP and Processed FRAP) shall be identified by signs indicating the type as listed below (i.e. "crushed natural aggregate, ACBF and steel slag, crystalline structure or Type 2 RAS", etc...).

- (a) Fractionated RAP (FRAP). FRAP shall consist of RAP from Class I, Superpave (High ESAL), HMA (High ESAL), or equivalent mixtures. The coarse aggregate in FRAP shall be crushed aggregate and may represent more than one aggregate type and/or quality but shall be at least C quality. All FRAP shall be processed prior to testing and sized into fractions with the separation occurring on or between the #4 (4.75mm) and ½ in. (12.5mm) sieves. Agglomerations shall be minimized such that 100 percent of the RAP

in the coarse fraction shall pass the maximum sieve size specified for the mix the RAP will be used in.

- (b) Restricted FRAP (B quality) stockpiles shall consist of RAP from Class I, Superpave (High ESAL), or HMA (High ESAL). If approved by the Engineer, the aggregate from a maximum 3.0 inch single combined pass of surface/binder milling will be classified as B quality. All millings from this application will be processed into FRAP as described previously.
- (c) Conglomerate. Conglomerate RAP stockpiles shall consist of RAP from Class I, Superpave (High ESAL), HMA (High ESAL), or equivalent mixtures. The coarse aggregate in this RAP shall be crushed aggregate and may represent more than one aggregate type and/or quality but shall be at least C quality. This RAP may have an inconsistent gradation and/or asphalt binder content prior to processing. All conglomerate RAP shall be processed (FRAP) prior to testing. Conglomerate RAP stockpiles shall not contain steel slag or other expansive material as determined by the Department.
- (d) Conglomerate "D" Quality (DQ). Conglomerate DQ RAP stockpiles shall consist of RAP from HMA shoulders, bituminous stabilized subbases or Superpave (Low ESAL)/HMA (Low ESAL) IL-19.0L binder mixture. The coarse aggregate in this RAP may be crushed or processed (FRAP DQ) but shall be at least D quality. This RAP may have an inconsistent gradation and/or asphalt binder content. Conglomerate DQ RAP stockpiles shall not contain steel slag or other expansive material as determined by the Department.
- (e) Non-Quality. RAP stockpiles that do not meet the requirements of the stockpile categories listed above shall be classified as "Non-Quality".

RAP/FRAP containing contaminants, such as earth, brick, sand, concrete, sheet asphalt, bituminous surface treatment (i.e. chip seal), pavement fabric, joint sealants, plant cleanout etc., will be unacceptable unless the contaminants are removed to the satisfaction of the Engineer. Sheet asphalt shall be stockpiled separately.

Type 1 and Type 2 RAS shall be stockpiled separately and shall not be intermingled. Each stockpile shall be signed indicating what type of RAS is present. However, a RAS source may submit a written request to the Department for approval to blend mechanically a specified ratio of type 1 RAS with type 2 RAS. The source will not be permitted to change the ratio of the blend without the Department prior written approval.

The Engineer's written approval will be required, to mechanically blend RAS with any fine aggregate produced under the AGCS, up to an equal weight of RAS, to improve workability. The fine aggregate shall be "B Quality" or better from an approved Aggregate Gradation Control System source. The fine aggregate shall be one that is approved for use in the HMA mixture and shall be accounted for in the mix design and during HMA production.

Records identifying the shingle processing facility supplying the RAS, RAS type and lot number shall be maintained by project contract number and kept for a minimum of 3 years.

**1031.03 Testing.** When used in HMA, the RAS/RAP/FRAP shall be sampled and tested either during processing or after stockpiling.

(a) RAS shall be sampled and tested as follows:

During stockpiling, washed extraction, and testing for unacceptable materials shall be run at the minimum frequency of one sample per 200 tons (180 metric tons) for the first 1000 tons (900 metric tons) and one sample per 1000 ton (900 metric ton) thereafter. A minimum of five tests are required for stockpiles less than 1000 ton (900 metric ton). Once a  $\leq$  1000 ton, five-test stockpile has been established it shall be sealed. Additional incoming RAS shall be stockpiled in a separate working pile as designated in the Quality Control plan and only added to the sealed stockpile when the test results of the working pile are complete and are found to meet the tolerances specified herein for the original sealed RAS stockpile.

All of the test results, with the exception of percent unacceptable materials, shall be compiled and averaged for asphalt binder content, and gradation. Individual test results, when compared to the averages, will be accepted if within the tolerances listed below.

Parameter	RAS
No. 8 (2.36 mm)	$\pm 5 \%$
No. 16 (1.18 mm)	$\pm 5 \%$
No. 30 (600 $\mu\text{m}$ )	$\pm 4\%$
No. 200 (75 $\mu\text{m}$ )	$\pm 2.0 \%$
Asphalt Binder Content	$\pm 1.5 \%$

(b)RAP/FRAP shall be sampled and tested as follows:

For testing during stockpiling, washed extraction samples shall be run at the minimum frequency of one sample per 500 tons (450 metric tons) for the first 2000 tons (1800 metric tons) and one sample per 2000 tons (1800 metric tons) thereafter. A minimum of five tests shall be required for stockpiles less than 4000 tons (3600 metric tons).

For testing after stockpiling, the Contractor shall submit a plan for approval to the District proposing a satisfactory method of sampling and testing the RAP/FRAP pile either in-situ or by restocking. The sampling plan shall meet the minimum frequency required above and detail the procedure used to obtain representative samples throughout the pile for testing.

All of the RAP/FRAP extraction results shall be compiled and averaged for asphalt binder content and gradation and, when applicable (for slag)  $G_{mm}$ . Individual extraction test results, when compared to the averages, will be accepted if within the tolerances listed below.

Parameter	RAP or FRAP	Conglomerate "D" Quality RAP
1 in. (25 mm)		± 5 %
1/2 in. (12.5 mm)	± 8 %	± 15 %
No. 4 (4.75 mm)	± 6 %	± 13 %
No. 8 (2.36 mm)	± 5 %	
No. 16 (1.18 mm)		± 15 %
No. 30 (600 $\mu$ m)	± 5 %	
No. 200 (75 $\mu$ m)	± 2.0 %	± 4.0 %
Asphalt Binder	± 0.4 % <sup>1/</sup>	± 0.5 %
$G_{mm}$	± 0.03 <sup>2/</sup>	

1/ The tolerance for FRAP shall be ± 0.3 %

2/ for slag and steel slag

Before extraction, each field sample whether, RAS, RAP or FRAP, shall be split to obtain two samples of test sample size. One of the two test samples from the final split shall be labeled and stored for Department use. The Contractor shall extract the other test sample according to Department procedure. The Engineer reserves the right to test any sample (split or Department-taken) to verify Contractor test results.

If more than 20 percent of the individual sieves are out of the gradation tolerances, or if more than 20 percent of the asphalt binder content test results fall outside the appropriate tolerances, the RAS, RAP or FRAP shall not be used in HMA unless the RAS, RAP or FRAP representing the failing tests is removed from the stockpile. All test data and acceptance ranges shall be sent to the District for evaluation.

With the approval of the Engineer, when testing for RAP or FRAP, the ignition oven may be substituted for extractions according to the Illinois Test Procedure, "Calibration of the Ignition Oven for the Purpose of Characterizing Reclaimed Asphalt Pavement (RAP)".

**1031.04 Quality Designation of Aggregate in RAP/FRAP.**

(a) The aggregate quality of the RAP, Fractionated RAP, Restricted FRAP, Conglomerate, and conglomerate "D" quality stockpiles shall be set by the lowest quality of coarse aggregate in the stockpile and are designated as follows:

- (1) RAP from Class I, Superpave (High ESAL)/HMA (High ESAL), or HMA (Low ESAL) IL-9.5L surface mixtures are designated as containing Class B quality coarse aggregate.
- (2) RAP from Superpave (Low ESAL)/HMA (Low ESAL) IL-19.0L binder mixture is designated as Class D quality coarse aggregate.
- (3) RAP from Class I, Superpave (High ESAL), or HMA (High ESAL) binder mixtures, bituminous base course mixtures, and bituminous base course widening mixtures are designated as containing Class C quality coarse aggregate.
- (4) RAP from bituminous stabilized subbase and BAM shoulders are designated as containing Class D quality coarse aggregate.

(b) The aggregate quality of FRAP shall be determined as follows.

- (1) If the Engineer has documentation of the quality of the FRAP aggregate, the Contractor shall use the assigned quality provided by the Engineer. If the quality is not known, the quality shall be determined according to note (2) herein:
- (2) Fractionated RAP stockpiles containing plus #4 (4.75 mm) sieve coarse aggregate shall have a maximum tonnage of 5000 tons (4500 metric tons). The Contractor shall obtain a representative sample witnessed by the Engineer. The sample shall be a minimum of 50 lb (25 kg). The sample shall be extracted according to Illinois Modified AASHTO T 164 by a consultant prequalified by the Department for the specified testing. The consultant shall submit the test results along with the recovered aggregate to the District Office. The cost for this testing shall be paid by the Contractor. The District will forward the sample to the BMPR Aggregate Lab for MicroDeval Testing, according to Illinois Modified AASHTO T 327. A maximum loss of 15.0 percent will be applied for all HMA applications. The fine aggregate portion of the fractionated RAP shall not be used in any HMA mixtures that require a minimum of "B" quality aggregate or better, until the coarse aggregate fraction has been determined to be acceptable thru a MicroDeval Testing.

**1031.05 Use of RAS, RAP or FRAP in HMA.** The use of RAS, RAP or FRAP shall be a Contractor's option when constructing HMA in all contracts.

The use of RAS shall be as follows:

Type 1 or Type 2 RAS may be used alone or in conjunction with, Fractionated Reclaimed Asphalt Pavement (FRAP) or Reclaimed Asphalt Pavement (RAP), in all HMA mixtures up to a maximum of 5.0 percent by weight of total mix.

Reclaimed asphalt shingles (RAS) meeting Type 1 or Type 2 requirements will be permitted in all HMA mixtures for overlay applications. RAS will also be permitted in all Low ESAL full depth

pavement and ALL other Mixtures (Stabilized Subbase and shoulder HMA). RAS shall not be used in full depth HMA High ESAL main line pavement.

The use of RAP/FRAP shall be as follows:

- (a) Coarse Aggregate Size (after extraction), The coarse aggregate in all RAP or FRAP shall be equal to or less than the maximum size requirement for the HMA mixture to be produced.
- (b) Steel Slag Stockpiles. RAP stockpiles containing steel slag or other expansive material, as determined by the Department, shall be homogeneous and will be approved for use in HMA (High ESAL and Low ESAL) surface mixtures only.
- (c) Use in HMA Surface Mixtures (High and Low ESAL). RAP/FRAP and Restricted FRAP stockpiles for use in HMA surface mixtures (High and Low ESAL) shall in which the coarse aggregate is Class B quality or better. RAP/FRAP shall be considered equivalent to Limestone for frictional considerations unless produced/screened to minus 3/8 inch.
- (d) Use in HMA Binder Mixtures (High and Low ESAL), HMA Base Course, and HMA Base Course Widening. RAP/FRAP stockpiles for use in HMA binder mixtures (High and Low ESAL), HMA base course, and HMA base course widening shall be FRAP, in which the coarse aggregate is Class C quality or better.
- (e) Use in Shoulders and Subbase. RAP/FRAP stockpiles for use in HMA shoulders and stabilized subbase (HMA) shall RAP, Restricted FRAP, Conglomerate, or Conglomerate DQ.

When the Contractor chooses the RAP option, the percentage of virgin asphalt binder replaced by the asphalt binder from the RAP shall not exceed the percentages indicated in the table below for a given N Design:

Max Asphalt Binder Replacement RAP Only  
Table 1

HMA Mixtures <sup>1/, 3/</sup> Ndesign	Maximum % Asphalt Binder replacement (ABR)		
	Binder/Leveling Binder	Surface	Polymer Modified
30L	25	15	10
50	25	15	10
70	15	10	10
90	10	10	10
105	10	10	10

1/ For HMA "All Other" (shoulder and stabilized subbase) N-30, the percent asphalt binder replacement shall not exceed 50% of the total asphalt binder in the mixture.

2/ When the asphalt binder replacement exceeds 15 percent, the high and low virgin asphalt binder grades shall each be reduced by one grade (i.e. 25 percent binder replacement would require a virgin asphalt binder grade of PG64-22 to be reduced to a PG58-28).

When the Contractor chooses either the RAS or FRAP option, the percent binder replacement shall not exceed the amounts indicated in the tables below for a given N Design.

Max Asphalt Binder Replacement RAS or FRAP

Table 2

HMA Mixtures <sup>1/, 2/</sup>	Level 1 - Maximum % ABR			
	Ndesign	Binder/Leveling Binder	Surface	Polymer <sup>3/, 4/</sup> Modified
30L		35	30	15
50		30	25	15
70		30	20	15
90		20	15	15
105		20	15	15

1/ For HMA "All Other" (shoulder and stabilized subbase) N-30, the percent asphalt binder replacement shall not exceed 50% of the total asphalt binder in the mixture.

2/ When the asphalt binder replacement exceeds 15 percent for all mixes, except for SMA and IL-4.75, the high and low virgin asphalt binder grades shall each be reduced by one grade (i.e. 25 percent binder replacement will require a virgin asphalt binder grade of PG64-22 to be reduced to a PG58-28).

3/ For SMA, when the FRAP option is used, the maximum ABR is 15 percent. When the RAS option is used, the maximum ABR is 20 percent. When the asphalt binder replacement in SMA exceeds 10 percent, the high and low virgin asphalt binder grade shall each be reduced by one grade (i.e. 15 percent asphalt binder replacement would require a virgin asphalt binder grade of PG76-22 to be reduced to a PG70-28).

4/ For IL 4.75 mix, when the FRAP option is used, the maximum ABR is 15 percent. When the RAS option is used, the maximum ABR is 20 percent. When the RAS option is used, a maximum of 5 percent RAS by weight of the mix, shall be permitted. When the ABR in the IL-4.75 exceeds 15 percent, the high and low virgin asphalt binder grade shall each be



reduced by one grade (i.e. 16 percent asphalt binder replacement would require a virgin asphalt binder grade of PG76-22 to be reduced to a PG70-28).

When the Contractor chooses the RAS with FRAP combination, the percent asphalt binder replacement shall split equally between the RAS and the FRAP, and the total replacement shall not exceed the amounts indicated in the tables below for a given N Design.

Max Asphalt Binder Replacement RAS and FRAP Combination  
Table 3

HMA Mixtures <sup>1/, 2/</sup>	Level 2 - Maximum % ABR		
	Ndesign	Binder/Leveling Binder	Surface
30L	40	40	20
50	40	30	20
70	40	30	20
90	40	30	20
105	40	30	20

1/ For HMA "All Other" (shoulder and stabilized subbase) N-30, the percent asphalt binder replacement shall not exceed 50% of the total asphalt binder in the mixture.

2/ When the binder replacement exceeds 15 percent for all mixes, except for SMA and IL-4.75, the high and low virgin asphalt binder grades shall each be reduced by one grade (i.e. 25 percent binder replacement will require a virgin asphalt binder grade of PG64-22 to be reduced to a PG58-28).

3/ For SMA, 20 percent ABR from RAS may be combined with a maximum of 10 percent ABR from FRAP. When the asphalt binder replacement in SMA exceeds 10 percent, the high and low virgin asphalt binder grade shall each be reduced by one grade (i.e. 15 percent asphalt binder replacement would require a virgin asphalt binder grade of PG76-22 to be reduced to a PG70-28).

4/ For IL 4.75, a 20 percent ABR from RAS may be combined with a maximum of 20 percent ABR from FRAP. When the asphalt binder replacement in the IL-4.75 exceeds 15 percent, the high and low virgin asphalt binder grade shall each be reduced by one grade (i.e. 16 percent asphalt binder replacement would require a virgin asphalt binder grade of PG76-22 to be reduced to a PG70-28).

**1031.06 HMA Mix Designs.** All HMA mixtures will be required to be tested, prior to submittal for Department verification, according to Illinois Modified AASHTO T324 (Hamburg Wheel) and shall meet the following requirements:

Asphalt Binder Grade	# Repetitions	Max Rut Depth (mm)
PG76-XX	20,000	12.5
PG70-XX	20,000	12.5
PG64-XX	10,000	12.5
PG58-XX	10,000	12.5

Note: For SMA Designs (N-80) the maximum rut depth is 6.0 mm at 20,000 repetitions.  
For IL 4.75 mm Designs (N-50) the maximum rut depth is 9.0 mm at 15,000 repetitions.

**1031.07 HMA Production.** All HMA mixtures shall be sampled within the first 500 tons on the first day of production or during start up, with a split reserved for the Department. The mix sample shall be tested according to Illinois Modified AASHTO T324 and shall meet the requirements specified herein. The production of such mixture, shall not exceed 1,500 tons or one days production, which ever comes first, until the testing is completed and the mixture is found to be in conformance. The requirement to cease mix production may be waived if the plant produced mixture is demonstrated prior to start of mix production for the contract.

To remove or reduce agglomerated material, a scalping screen, gator, crushing unit, or comparable sizing device approved by the Engineer shall be used in the RAS, RAP and FRAP feed system to remove or reduce oversized material. If material passing the sizing device adversely affects the mix production or quality of the mix, the sizing device shall be set at a size specified by the Engineer.

If the RAS, RAP and FRAP control tolerances or QC/QA test results require corrective action, the Contractor shall cease production of the mixture containing RAs, RAP or FRAP and either switch to the virgin aggregate design or submit a new RAS, RAP or FRAP design.

HMA plants utilizing RAS, RAP and FRAP shall be capable of automatically recording and printing the following information.

(a) Dryer Drum Plants.

- (1) Date, month, year, and time to the nearest minute for each print.
- (2) HMA mix number assigned by the Department.
- (3) Accumulated weight of dry aggregate (combined or individual) in tons (metric tons) to the nearest 0.1 ton (0.1 metric ton).

- (4) Accumulated dry weight of RAS, RAP and FRAP in tons (metric tons) to the nearest 0.1 ton (0.1 metric ton).
- (5) Accumulated mineral filler in revolutions, tons (metric tons), etc. to the nearest 0.1 unit.
- (6) Accumulated asphalt binder in gallons (liters), tons (metric tons), etc. to the nearest 0.1 unit.
- (7) Residual asphalt binder in the RAS, RAP and FRAP material as a percent of the total mix to the nearest 0.1 percent.
- (8) When producing mixtures with FRAP and/or RAS, a positive dust control system shall be utilized.
- (9) Accumulated mixture tonnage.
- (10) Dust removed (accumulated to the nearest 0.1ton)
- (11) Aggregate RAS, RAP and FRAP moisture compensators in percent as set on the control panel. (Required when accumulated or individual aggregate and RAS, RAP FRAP are printed in wet condition.)

(b) Batch Plants.

- (1) Date, month, year, and time to the nearest minute for each print.
- (2) HMA mix number assigned by the Department.
- (3) Individual virgin aggregate hot bin batch weights to the nearest pound (kilogram).
- (4) Mineral filler weight to the nearest pound (kilogram).
- (5) RAS, RAP and FRAP weight to the nearest pound (kilogram).
- (6) Virgin asphalt binder weight to the nearest pound (kilogram).
- (7) Residual asphalt binder in the RAS, RAP and FRAP material as a percent of the total mix to the nearest 0.1 percent.

The printouts shall be maintained in a file at the plant for a minimum of one year or as directed by the Engineer and shall be made available upon request. The printing system will be inspected by the Engineer prior to production and verified at the beginning of each construction season thereafter.

**1031.08 RAP in Aggregate Surface Course and Aggregate Shoulders.** The use of RAP or FRAP in aggregate surface course and aggregate shoulders shall be as follows.

- (a) Stockpiles and Testing. RAP stockpiles may be any of those listed in Article 1031.02, except "Non-Quality" and "FRAP". The testing requirements of Article 1031.03 shall not apply.
- (b) Gradation. One hundred percent of the RAP material shall pass the 1 1/2 in. (37.5mm) sieve. The RAP material shall be reasonably well graded from coarse to fine. RAP material that is gap-graded, FRAP, or single sized will not be accepted for use as Aggregate Surface Course and Aggregate Shoulders."

**TRAFFIC CONTROL PLAN**

Effective: September 30, 1985

Revised: January 1, 2007

Traffic Control shall be according to the applicable sections of the Standard Specifications, the Supplemental Specifications, the "Illinois Manual on Uniform Traffic Control Devices for Streets and Highways", any special details and Highway Standards contained in the plans, and the Special Provisions contained herein.

Special attention is called to Article 107.09 of the Standard Specifications and the following Highway Standards, Details, Quality Standard for Work Zone Traffic Control Devices, Recurring Special Provisions and Special Provisions contained herein, relating to traffic control.

The Contractor shall contact the Village of Fox Lake at least 72 hours in advance of beginning work.

STANDARDS:

701301

701501

701901

BLR18-5

TC 10

DETAILS:

SPECIAL PROVISIONS:

LRS 3 WORK ZONE TRAFFIC CONTROL SURVEILLANCE

LRS 4 FLAGGERS IN WORK ZONES

## Cook County Prevailing Wage for June 2012

(See explanation of column headings at bottom of wages)

Trade Name	RG	TYP	C	Base	FRMAN	*M-F>8	OSA	OSH	H/W	Pensn	Vac	Trng
ASBESTOS ABT-GEN		ALL		35.200	35.700	1.5	1.5	2.0	12.18	8.820	0.000	0.450
ASBESTOS ABT-MEC		BLD		32.850	0.000	1.5	1.5	2.0	10.82	10.66	0.000	0.720
BOILERMAKER		BLD		43.450	47.360	2.0	2.0	2.0	6.970	14.66	0.000	0.350
BRICK MASON		BLD		39.780	43.760	1.5	1.5	2.0	9.300	11.17	0.000	0.730
CARPENTER		ALL		40.770	42.770	1.5	1.5	2.0	12.34	11.25	0.000	0.530
CEMENT MASON		ALL		41.850	43.850	2.0	1.5	2.0	10.70	10.76	0.000	0.320
CERAMIC TILE FNSHER		BLD		33.600	0.000	2.0	1.5	2.0	9.200	6.680	0.000	0.580
COMM. ELECT.		BLD		36.440	38.940	1.5	1.5	2.0	8.420	8.910	0.000	0.700
ELECTRIC PWR EQMT OP		ALL		41.850	46.850	1.5	1.5	2.0	10.27	13.01	0.000	0.320
ELECTRIC PWR GRNDMAN		ALL		32.640	46.850	1.5	1.5	2.0	8.000	10.12	0.000	0.240
ELECTRIC PWR LINEMAN		ALL		41.850	46.850	1.5	1.5	2.0	10.27	13.01	0.000	0.320
ELECTRICIAN		ALL		40.400	43.000	1.5	1.5	2.0	13.83	7.920	0.000	0.750
ELEVATOR CONSTRUCTOR		BLD		48.560	54.630	2.0	2.0	2.0	11.03	11.96	2.910	0.000
FENCE ERECTOR		ALL		32.660	34.660	1.5	1.5	2.0	12.42	10.00	0.000	0.250
GLAZIER		BLD		38.500	40.000	1.5	2.0	2.0	11.49	14.64	0.000	0.840
HT/FROST INSULATOR		BLD		43.800	46.300	1.5	1.5	2.0	10.82	11.86	0.000	0.720
IRON WORKER		ALL		40.750	42.750	2.0	2.0	2.0	13.20	19.09	0.000	0.350
LABORER		ALL		35.200	35.950	1.5	1.5	2.0	12.18	8.820	0.000	0.450
LATHER		ALL		40.770	42.770	1.5	1.5	2.0	12.34	11.25	0.000	0.530
MACHINIST		BLD		43.160	45.160	1.5	1.5	2.0	7.980	8.950	0.000	0.000
MARBLE FINISHERS		ALL		29.100	0.000	1.5	1.5	2.0	9.300	11.17	0.000	0.660
MARBLE MASON		BLD		39.030	42.930	1.5	1.5	2.0	9.300	11.17	0.000	0.730
MATERIAL TESTER I		ALL		25.200	0.000	1.5	1.5	2.0	12.18	8.820	0.000	0.450
MATERIALS TESTER II		ALL		30.200	0.000	1.5	1.5	2.0	12.18	8.820	0.000	0.450
MILLWRIGHT		ALL		40.770	42.770	1.5	1.5	2.0	12.34	11.25	0.000	0.530
OPERATING ENGINEER		BLD 1		45.100	49.100	2.0	2.0	2.0	14.40	9.550	1.900	1.250
OPERATING ENGINEER		BLD 2		43.800	49.100	2.0	2.0	2.0	14.40	9.550	1.900	1.250
OPERATING ENGINEER		BLD 3		41.250	49.100	2.0	2.0	2.0	14.40	9.550	1.900	1.250
OPERATING ENGINEER		BLD 4		39.500	49.100	2.0	2.0	2.0	14.40	9.550	1.900	1.250
OPERATING ENGINEER		BLD 5		48.850	49.100	2.0	2.0	2.0	14.40	9.550	1.900	1.250
OPERATING ENGINEER		BLD 6		46.100	49.100	2.0	2.0	2.0	14.40	9.550	1.900	1.250
OPERATING ENGINEER		BLD 7		48.100	49.100	2.0	2.0	2.0	14.40	9.550	1.900	1.250
OPERATING ENGINEER		FLT 1		51.300	51.300	1.5	1.5	2.0	11.70	8.050	1.900	1.150
OPERATING ENGINEER		FLT 2		49.800	51.300	1.5	1.5	2.0	11.70	8.050	1.900	1.150
OPERATING ENGINEER		FLT 3		44.350	51.300	1.5	1.5	2.0	11.70	8.050	1.900	1.150
OPERATING ENGINEER		FLT 4		36.850	51.300	1.5	1.5	2.0	11.70	8.050	1.900	1.150
OPERATING ENGINEER		HWY 1		43.300	47.300	1.5	1.5	2.0	14.40	9.550	1.900	1.250
OPERATING ENGINEER		HWY 2		42.750	47.300	1.5	1.5	2.0	14.40	9.550	1.900	1.250
OPERATING ENGINEER		HWY 3		40.700	47.300	1.5	1.5	2.0	14.40	9.550	1.900	1.250
OPERATING ENGINEER		HWY 4		39.300	47.300	1.5	1.5	2.0	14.40	9.550	1.900	1.250
OPERATING ENGINEER		HWY 5		38.100	47.300	1.5	1.5	2.0	14.40	9.550	1.900	1.250
OPERATING ENGINEER		HWY 6		46.300	47.300	1.5	1.5	2.0	14.40	9.550	1.900	1.250
OPERATING ENGINEER		HWY 7		44.300	47.300	1.5	1.5	2.0	14.40	9.550	1.900	1.250
ORNAMNTL IRON WORKER		ALL		40.200	42.700	2.0	2.0	2.0	12.67	15.61	0.000	0.500
PAINTER		ALL		38.000	42.750	1.5	1.5	1.5	9.750	11.10	0.000	0.770
PAINTER SIGNS		BLD		33.920	38.090	1.5	1.5	1.5	2.600	2.710	0.000	0.000
PILEDRIVER		ALL		40.770	42.770	1.5	1.5	2.0	12.34	11.25	0.000	0.530
PIPEFITTER		BLD		44.050	47.050	1.5	1.5	2.0	8.460	13.85	0.000	1.820
PLASTERER		BLD		39.250	41.610	1.5	1.5	2.0	10.60	10.69	0.000	0.550
PLUMBER		BLD		44.750	46.750	1.5	1.5	2.0	11.59	9.060	0.000	0.780
ROOFER		BLD		37.650	40.650	1.5	1.5	2.0	8.380	6.820	0.000	0.430
SHEETMETAL WORKER		BLD		40.560	43.800	1.5	1.5	2.0	9.880	16.54	0.000	0.630

SIGN HANGER	BLD	29.460	29.960	1.5	1.5	2.0	4.800	2.980	0.000	0.000
SPRINKLER FITTER	BLD	49.200	51.200	1.5	1.5	2.0	9.750	8.200	0.000	0.450
STEEL ERECTOR	ALL	40.750	42.750	2.0	2.0	2.0	13.20	19.09	0.000	0.350
STONE MASON	BLD	39.780	43.760	1.5	1.5	2.0	9.300	11.17	0.000	0.730
TERRAZZO FINISHER	BLD	35.150	0.000	1.5	1.5	2.0	9.200	9.070	0.000	0.430
TERRAZZO MASON	BLD	39.010	42.010	1.5	1.5	2.0	9.200	10.41	0.000	0.510
TILE MASON	BLD	40.490	44.490	2.0	1.5	2.0	9.200	8.390	0.000	0.640
TRAFFIC SAFETY WRKR	HWY	28.250	29.850	1.5	1.5	2.0	4.896	4.175	0.000	0.000
TRUCK DRIVER	E ALL 1	33.850	34.500	1.5	1.5	2.0	8.150	8.500	0.000	0.150
TRUCK DRIVER	E ALL 2	34.100	34.500	1.5	1.5	2.0	8.150	8.500	0.000	0.150
TRUCK DRIVER	E ALL 3	34.300	34.500	1.5	1.5	2.0	8.150	8.500	0.000	0.150
TRUCK DRIVER	E ALL 4	34.500	34.500	1.5	1.5	2.0	8.150	8.500	0.000	0.150
TRUCK DRIVER	W ALL 1	32.550	33.100	1.5	1.5	2.0	6.500	4.350	0.000	0.000
TRUCK DRIVER	W ALL 2	32.700	33.100	1.5	1.5	2.0	6.500	4.350	0.000	0.000
TRUCK DRIVER	W ALL 3	32.900	33.100	1.5	1.5	2.0	6.500	4.350	0.000	0.000
TRUCK DRIVER	W ALL 4	33.100	33.100	1.5	1.5	2.0	6.500	4.350	0.000	0.000
TUCKPOINTER	BLD	39.950	40.950	1.5	1.5	2.0	8.180	10.57	0.000	0.790

Legend:

- RG (Region)
- TYP (Trade Type - All,Highway,Building,Floating,Oil & Chip,Rivers)
- C (Class)
- Base (Base Wage Rate)
- FRMAN (Foreman Rate)
- M-F>8 (OT required for any hour greater than 8 worked each day, Mon through Fri.)
- OSA (Overtime (OT) is required for every hour worked on Saturday)
- OSH (Overtime is required for every hour worked on Sunday and Holidays)
- H/W (Health & Welfare Insurance)
- Pensn (Pension)
- Vac (Vacation)
- Trng (Training)

## Explanations

### COOK COUNTY

The following list is considered as those days for which holiday rates of wages for work performed apply: New Years Day, Memorial Day, Fourth of July, Labor Day, Thanksgiving Day, Christmas Day and Veterans Day in some classifications/counties. Generally, any of these holidays which fall on a Sunday is celebrated on the following Monday. This then makes work performed on that Monday payable at the appropriate overtime rate for holiday pay. Common practice in a given local may alter certain days of celebration. If in doubt, please check with IDOL.

TRUCK DRIVERS (WEST) - That part of the county West of Barrington Road.

### EXPLANATION OF CLASSES

ASBESTOS - GENERAL - removal of asbestos material/mold and hazardous materials from any place in a building, including mechanical systems where those mechanical systems are to be removed. This includes the removal of asbestos materials/mold and hazardous materials from ductwork or pipes in a building when the building is to be demolished at the time or at some close future date.

ASBESTOS - MECHANICAL - removal of asbestos material from mechanical systems, such as pipes, ducts, and boilers, where the mechanical systems are to remain.

## CERAMIC TILE FINISHER

The grouting, cleaning, and polishing of all classes of tile, whether for interior or exterior purposes, all burned, glazed or unglazed products; all composition materials, granite tiles, warning detectable tiles, cement tiles, epoxy composite materials, pavers, glass, mosaics, fiberglass, and all substitute materials, for tile made in tile-like units; all mixtures in tile like form of cement, metals, and other materials that are for and intended for use as a finished floor surface, stair treads, promenade roofs, walks, walls, ceilings, swimming pools, and all other places where tile is to form a finished interior or exterior. The mixing of all setting mortars including but not limited to thin-set mortars, epoxies, wall mud, and any other sand and cement mixtures or adhesives when used in the preparation, installation, repair, or maintenance of tile and/or similar materials. The handling and unloading of all sand, cement, lime, tile, fixtures, equipment, adhesives, or any other materials to be used in the preparation, installation, repair, or maintenance of tile and/or similar materials. Ceramic Tile Finishers shall fill all joints and voids regardless of method on all tile work, particularly and especially after installation of said tile work. Application of any and all protective coverings to all types of tile installations including, but not be limited to, all soap compounds, paper products, tapes, and all polyethylene coverings, plywood, masonite, cardboard, and any new type of products that may be used to protect tile installations, Blastrac equipment, and all floor scarifying equipment used in preparing floors to receive tile. The clean up and removal of all waste and materials. All demolition of existing tile floors and walls to be re-tiled.

## COMMUNICATIONS ELECTRICIAN

Installation, operation, inspection, maintenance, repair and service of radio, television, recording, voice sound vision production and reproduction, telephone and telephone interconnect, facsimile, data apparatus, coaxial, fibre optic and wireless equipment, appliances and systems used for the transmission and reception of signals of any nature, business, domestic, commercial, education, entertainment, and residential purposes, including but not limited to, communication and telephone, electronic and sound equipment, fibre optic and data communication systems, and the performance of any task directly related to such installation or service whether at new or existing sites, such tasks to include the placing of wire and cable and electrical power conduit or other raceway work within the equipment room and pulling wire and/or cable through conduit and the installation of any incidental conduit, such that the employees covered hereby can complete any job in full.

## MARBLE FINISHER

Loading and unloading trucks, distribution of all materials (all stone, sand, etc.), stocking of floors with material, performing all rigging for heavy work, the handling of all material that may be needed for the installation of such materials, building of scaffolding, polishing if needed, patching, waxing of material if damaged, pointing up, caulking, grouting and cleaning of marble, holding water on diamond or Carborundum blade or saw for setters cutting, use of tub saw or any other saw needed for preparation of



material, drilling of holes for wires that anchor material set by setters, mixing up of molding plaster for installation of material, mixing up thin set for the installation of material, mixing up of sand to cement for the installation of material and such other work as may be required in helping a Marble Setter in the handling of all material in the erection or installation of interior marble, slate, travertine, art marble, serpentine, alberene stone, blue stone, granite and other stones (meaning as to stone any foreign or domestic materials as are specified and used in building interiors and exteriors and customarily known as stone in the trade), carrara, sanionyx, vitrolite and similar opaque glass and the laying of all marble tile, terrazzo tile, slate tile and precast tile, steps, risers treads, base, or any other materials that may be used as substitutes for any of the aforementioned materials and which are used on interior and exterior which are installed in a similar manner.

MATERIAL TESTER I: Hand coring and drilling for testing of materials; field inspection of uncured concrete and asphalt.

MATERIAL TESTER II: Field inspection of welds, structural steel, fireproofing, masonry, soil, facade, reinforcing steel, formwork, cured concrete, and concrete and asphalt batch plants; adjusting proportions of bituminous mixtures.

#### OPERATING ENGINEER - BUILDING

Class 1. Asphalt Plant; Asphalt Spreader; Autograde; Backhoes with Caisson Attachment; Batch Plant; Benoto (requires Two Engineers); Boiler and Throttle Valve; Caisson Rigs; Central Redi-Mix Plant; Combination Back Hoe Front End-loader Machine; Compressor and Throttle Valve; Concrete Breaker (Truck Mounted); Concrete Conveyor; Concrete Conveyor (Truck Mounted); Concrete Paver Over 27E cu. ft; Concrete Paver 27E cu. ft. and Under; Concrete Placer; Concrete Placing Boom; Concrete Pump (Truck Mounted); Concrete Tower; Cranes, All; Cranes, Hammerhead; Cranes, (GCI and similar Type); Creter Crane; Crusher, Stone, etc.; Derricks, All; Derricks, Traveling; Formless Curb and Gutter Machine; Grader, Elevating; Grouting Machines; Highlift Shovels or Front Endloader 2-1/4 yd. and over; Hoists, Elevators, outside type rack and pinion and similar machines; Hoists, One, Two and Three Drum; Hoists, Two Tugger One Floor; Hydraulic Backhoes; Hydraulic Boom Trucks; Hydro Vac (and similar equipment); Locomotives, All; Motor Patrol; Lubrication Technician; Manipulators; Pile Drivers and Skid Rig; Post Hole Digger; Pre-Stress Machine; Pump Cretes Dual Ram; Pump Cretes: Squeeze Cretes-Screw Type Pumps; Gypsum Bulker and Pump; Raised and Blind Hole Drill; Roto Mill Grinder; Scoops - Tractor Drawn; Slip-Form Paver; Straddle Buggies; Tournapull; Tractor with Boom and Side Boom; Trenching Machines.

Class 2. Boilers; Broom, All Power Propelled; Bulldozers; Concrete Mixer (Two Bag and Over); Conveyor, Portable; Forklift Trucks; Highlift Shovels or Front Endloaders under 2-1/4 yd.; Hoists, Automatic; Hoists, Inside Elevators; Hoists, Sewer Dragging Machine; Hoists, Tugger Single Drum; Rock Drill (Self-Propelled); Rock Drill (Truck Mounted); Rollers, All; Steam Generators; Tractors, All; Tractor Drawn Vibratory Roller; Winch Trucks with "A" Frame.

Class 3. Air Compressor; Combination Small Equipment Operator; Generators; Heaters, Mechanical; Hoists, Inside Elevators; Hydraulic

Power Units (Pile Driving, Extracting, and Drilling); Pumps, over 3" (1 to 3 not to exceed a total of 300 ft.); Low Boys; Pumps, Well Points; Welding Machines (2 through 5); Winches, 4 Small Electric Drill Winches; Bobcats (up to and including  $\frac{3}{4}$  cu yd.) .

Class 4. Bobcats and/or other Skid Steer Loaders (other than bobcats up to and including  $\frac{3}{4}$  cu yd.); Oilers; and Brick Forklift.

Class 5. Assistant Craft Foreman.

Class 6. Gradall.

Class 7. Mechanics.

#### OPERATING ENGINEERS - HIGHWAY CONSTRUCTION

Class 1. Asphalt Plant; Asphalt Heater and Planer Combination; Asphalt Heater Scarfire; Asphalt Spreader; Autograder/GOMACO or other similar type machines: ABG Paver; Backhoes with Caisson Attachment; Ballast Regulator; Belt Loader; Caisson Rigs; Car Dumper; Central Redi-Mix Plant; Combination Backhoe Front Endloader Machine, (1 cu. yd. Backhoe Bucket or over or with attachments); Concrete Breaker (Truck Mounted); Concrete Conveyor; Concrete Paver over 27E cu. ft.; Concrete Placer; Concrete Tube Float; Cranes, all attachments; Cranes, Tower Cranes of all types: Creter Crane: Crusher, Stone, etc.; Derricks, All; Derrick Boats; Derricks, Traveling; Dowell Machine with Air Compressor; Dredges; Formless Curb and Gutter Machine; Grader, Elevating; Grader, Motor Grader, Motor Patrol, Auto Patrol, Form Grader, Pull Grader, Subgrader; Guard Rail Post Driver Truck Mounted; Hoists, One, Two and Three Drum; Hydraulic Backhoes; Backhoes with shear attachments; Lubrication Technician; Manipulators; Mucking Machine; Pile Drivers and Skid Rig; Pre-Stress Machine; Pump Cretes Dual Ram; Rock Drill - Crawler or Skid Rig; Rock Drill - Truck Mounted; Rock/Track Tamper; Roto Mill Grinder; Slip-Form Paver; Soil Test Drill Rig (Truck Mounted); Straddle Buggies; Hydraulic Telescoping Form (Tunnel); Tractor Drawn Belt Loader (with attached pusher - two engineers); Tractor with Boom; Tractaire with Attachments; Trenching Machine; Truck Mounted Concrete Pump with Boom; Raised or Blind Hole Drills (Tunnel Shaft); Underground Boring and/or Mining Machines 5 ft. in diameter and over tunnel, etc; Underground Boring and/or Mining Machines under 5 ft. in diameter; Wheel Excavator; Widener (APSCO).

Class 2. Batch Plant; Bituminous Mixer; Boiler and Throttle Valve; Bulldozers; Car Loader Trailing Conveyors; Combination Backhoe Front Endloader Machine (Less than 1 cu. yd. Backhoe Bucket or over or with attachments); Compressor and Throttle Valve; Compressor, Common Receiver (3); Concrete Breaker or Hydro Hammer; Concrete Grinding Machine; Concrete Mixer or Paver 7S Series to and including 27 cu. ft.; Concrete Spreader; Concrete Curing Machine, Burlap Machine, Belting Machine and Sealing Machine; Concrete Wheel Saw; Conveyor Muck Cars (Haglund or Similar Type); Drills, All; Finishing Machine - Concrete; Highlift Shovels or Front Endloader; Hoist - Sewer Dragging Machine; Hydraulic Boom Trucks (All Attachments); Hydro-Blaster; All Locomotives, Dinky; Off-Road Hauling Units (including articulating)/2 ton capacity or more; Non Self-Loading Ejection Dump; Pump Cretes: Squeeze Cretes - Screw Type Pumps, Gypsum Bulker and Pump; Roller, Asphalt; Rotary Snow Plows; Rototiller, Seaman, etc., self-propelled;

Scoops - Tractor Drawn; Self-Propelled Compactor; Spreader - Chip - Stone, etc.; Scraper; Scraper - Prime Mover in Tandem (Regardless of Size); Tank Car Heater; Tractors, Push, Pulling Sheeps Foot, Disc, Compactor, etc.; Tug Boats.

Class 3. Boilers; Brooms, All Power Propelled; Cement Supply Tender; Compressor, Common Receiver (2); Concrete Mixer (Two Bag and Over); Conveyor, Portable; Farm-Type Tractors Used for Mowing, Seeding, etc.; Fireman on Boilers; Forklift Trucks; Grouting Machine; Hoists, Automatic; Hoists, All Elevators; Hoists, Tugger Single Drum; Jeep Diggers; Low Boys; Pipe Jacking Machines; Post-Hole Digger; Power Saw, Concrete Power Driven; Pug Mills; Rollers, other than Asphalt; Seed and Straw Blower; Steam Generators; Stump Machine; Winch Trucks with "A" Frame; Work Boats; Tamper-Form-Motor Driven.

Class 4. Air Compressor; Combination - Small Equipment Operator; Directional Boring Machine; Generators; Heaters, Mechanical; Hydraulic Power Unit (Pile Driving, Extracting, or Drilling); Hydro- Blaster; Light Plants, All (1 through 5); Pumps, over 3" (1 to 3 not to exceed a total of 300 ft.); Pumps, Well Points; Tractaire; Welding Machines (2 through 5); Winches, 4 Small Electric Drill Winches.

Class 5. Bobcats (all); Brick Forklifts; Oilers.

Class 6. Field Mechanics and Field Welders

Class 7. Gradall and machines of like nature.

#### OPERATING ENGINEER - FLOATING

Class 1. Craft Foreman; Diver/Wet Tender; and Engineer (hydraulic dredge).

Class 2. Crane/Backhoe Operator; 70 Ton or over Tug Operator; Mechanic/Welder; Assistant Engineer (Hydraulic Dredge); Leverman (Hydraulic Dredge); Diver Tender; Friction and Lattice Boom Cranes.

Class 3. Deck Equipment Operator, Machineryman; Maintenance of Crane (over 50 ton capacity); Tug/Launch Operator; Loader/Dozer and like equipment on Barge; and Deck Machinery, etc.

Class 4. Deck Equipment Operator, Machineryman/Fireman (4 Equipment Units or More); Off Road Trucks (2 ton capacity or more); Deck Hand, Tug Engineer, Crane Maintenance 50 Ton Capacity and Under or Backhoe Weighing 115,000 pounds or less; and Assistant Tug Operator.

#### TERRAZZO FINISHER

The handling of sand, cement, marble chips, and all other materials that may be used by the Mosaic Terrazzo Mechanic, and the mixing, grinding, grouting, cleaning and sealing of all Marble, Mosaic, and Terrazzo work, floors, base, stairs, and wainscoting by hand or machine, and in addition, assisting and aiding Marble, Masonic, and Terrazzo Mechanics.

#### TRAFFIC SAFETY

Work associated with barricades, horses and drums used to reduce lane usage on highway work, the installation and removal of temporary lane

markings, and the installation and removal of temporary road signs.

#### TRUCK DRIVER - BUILDING, HEAVY AND HIGHWAY CONSTRUCTION - EAST & WEST

Class 1. Two or three Axle Trucks. A-frame Truck when used for transportation purposes; Air Compressors and Welding Machines, including those pulled by cars, pick-up trucks and tractors; Ambulances; Batch Gate Lockers; Batch Hopperman; Car and Truck Washers; Carry-alls; Fork Lifts and Hoisters; Helpers; Mechanics Helpers and Greasers; Oil Distributors 2-man operation; Pavement Breakers; Pole Trailer, up to 40 feet; Power Mower Tractors; Self-propelled Chip Spreader; Skipman; Slurry Trucks, 2-man operation; Slurry Truck Conveyor Operation, 2 or 3 man; Teamsters; Unskilled Dumpman; and Truck Drivers hauling warning lights, barricades, and portable toilets on the job site.

Class 2. Four axle trucks; Dump Crets and Adgetors under 7 yards; Dumpsters, Track Trucks, Euclids, Hug Bottom Dump Turnapulls or Turnatrailers when pulling other than self-loading equipment or similar equipment under 16 cubic yards; Mixer Trucks under 7 yards; Ready-mix Plant Hopper Operator, and Winch Trucks, 2 Axles.

Class 3. Five axle trucks; Dump Crets and Adgetors 7 yards and over; Dumpsters, Track Trucks, Euclids, Hug Bottom Dump Turnatrailers or turnapulls when pulling other than self-loading equipment or similar equipment over 16 cubic yards; Explosives and/or Fission Material Trucks; Mixer Trucks 7 yards or over; Mobile Cranes while in transit; Oil Distributors, 1-man operation; Pole Trailer, over 40 feet; Pole and Expandable Trailers hauling material over 50 feet long; Slurry trucks, 1-man operation; Winch trucks, 3 axles or more; Mechanic--Truck Welder and Truck Painter.

Class 4. Six axle trucks; Dual-purpose vehicles, such as mounted crane trucks with hoist and accessories; Foreman; Master Mechanic; Self-loading equipment like P.B. and trucks with scoops on the front.

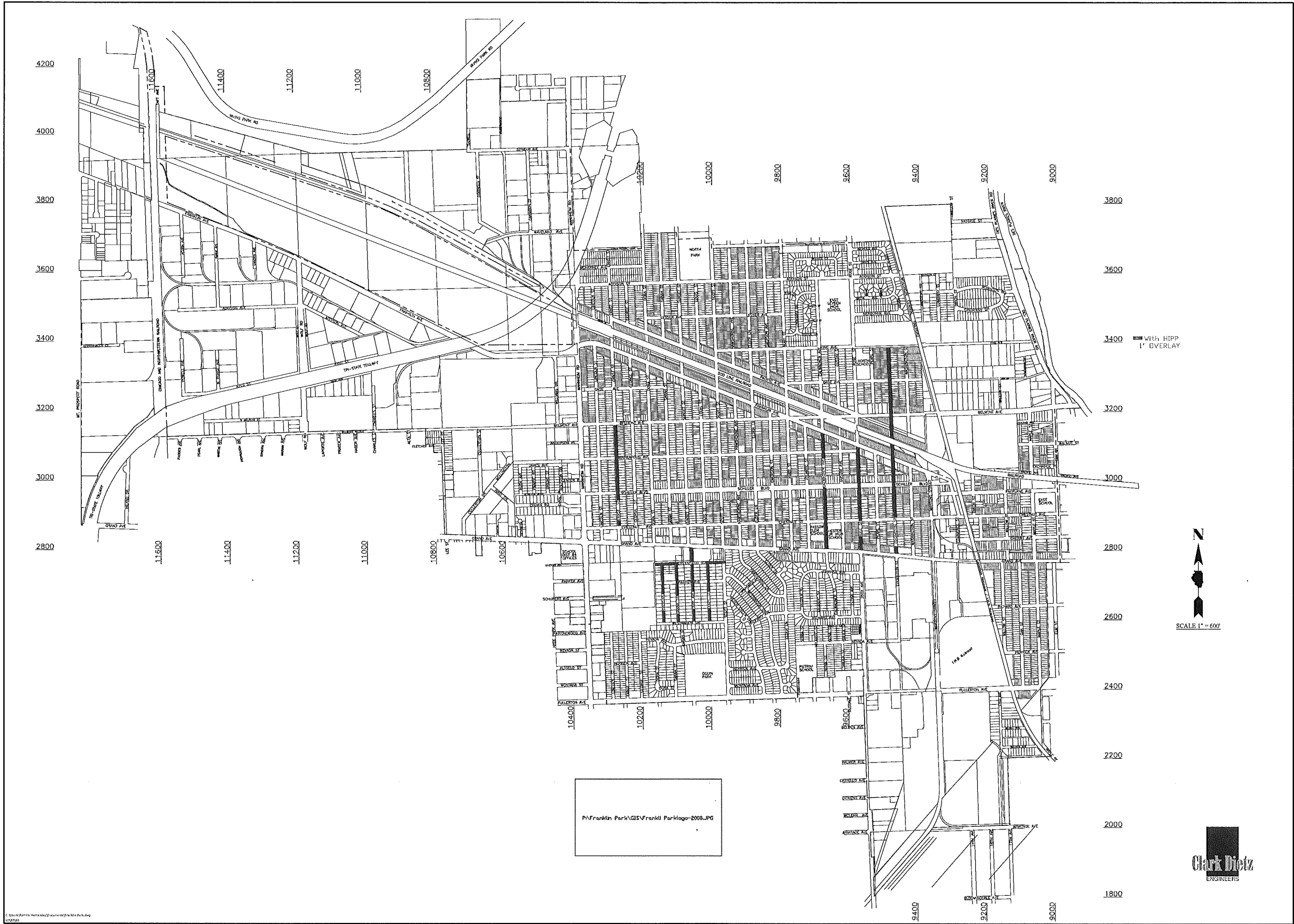
#### Other Classifications of Work:

For definitions of classifications not otherwise set out, the Department generally has on file such definitions which are available. If a task to be performed is not subject to one of the classifications of pay set out, the Department will upon being contacted state which neighboring county has such a classification and provide such rate, such rate being deemed to exist by reference in this document. If no neighboring county rate applies to the task, the Department shall undertake a special determination, such special determination being then deemed to have existed under this determination. If a project requires these, or any classification not listed, please contact IDOL at 217-782-1710 for wage rates or clarifications.


#### LANDSCAPING

Landscaping work falls under the existing classifications for laborer, operating engineer and truck driver. The work performed by landscape plantsman and landscape laborer is covered by the existing classification of laborer. The work performed by landscape operators (regardless of equipment used or its size) is covered by the classifications of operating engineer. The work performed by

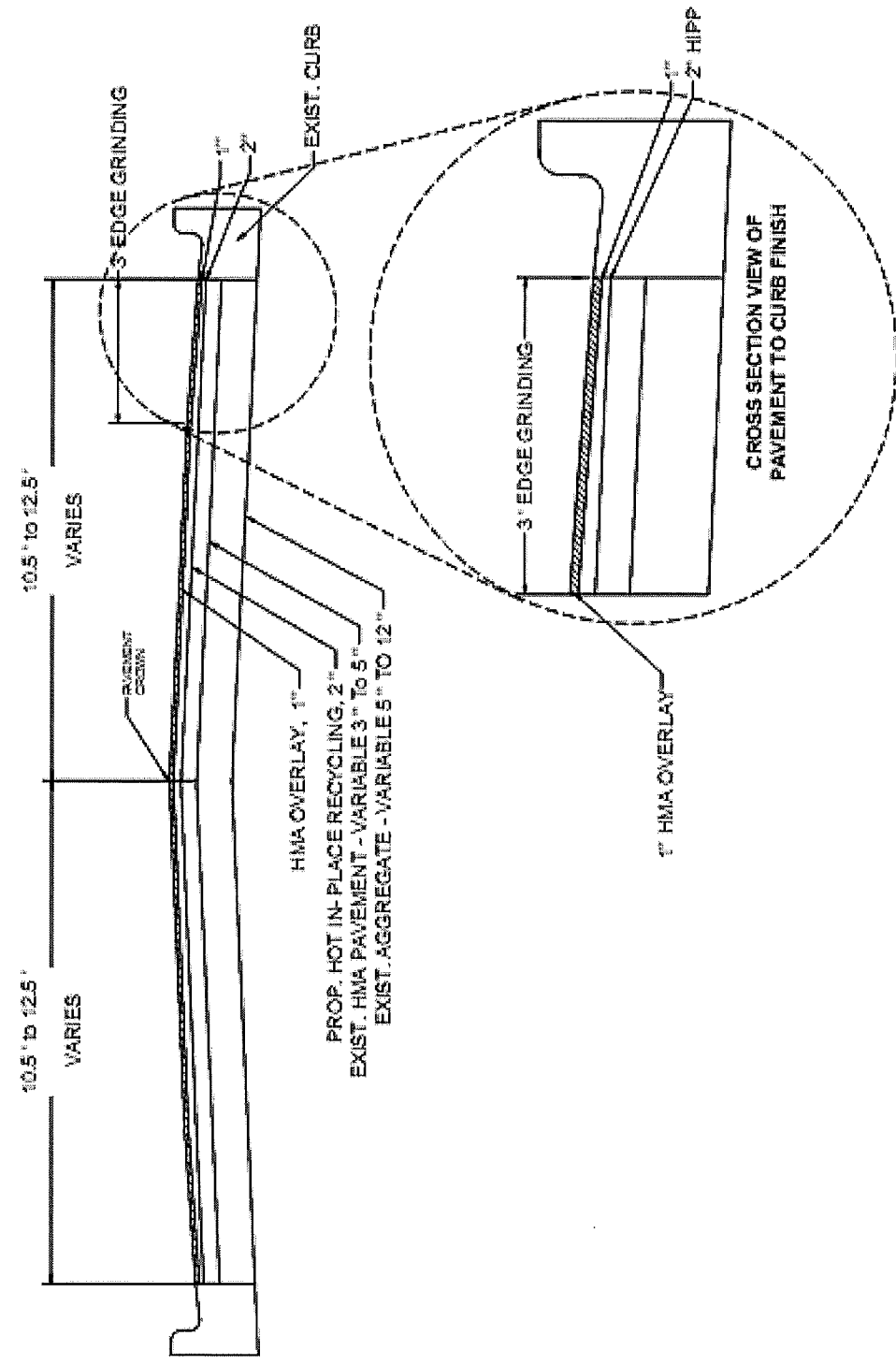
landscape truck drivers (regardless of size of truck driven) is covered by the classifications of truck driver.

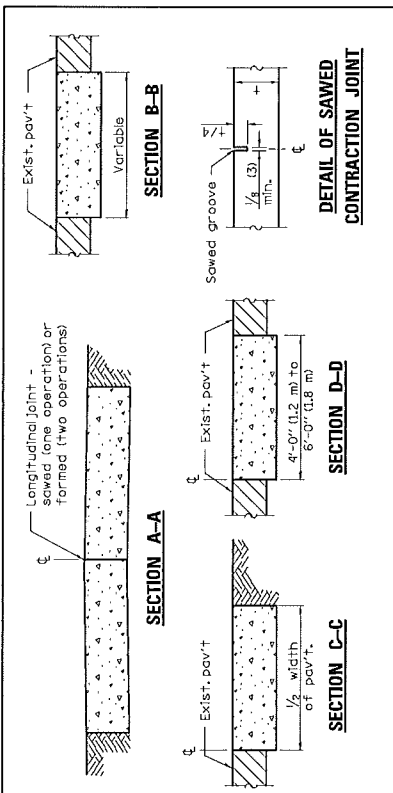
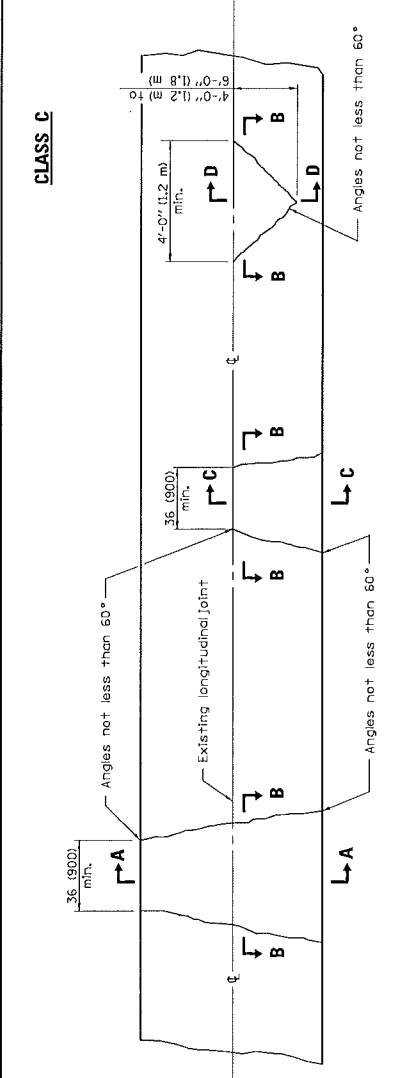


P:\Franklin Park\GIS\Franklin Park\Logo-2008.JPG

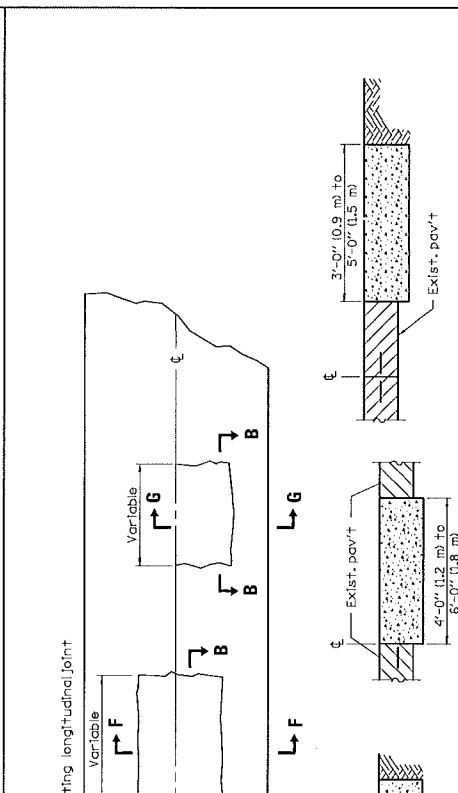
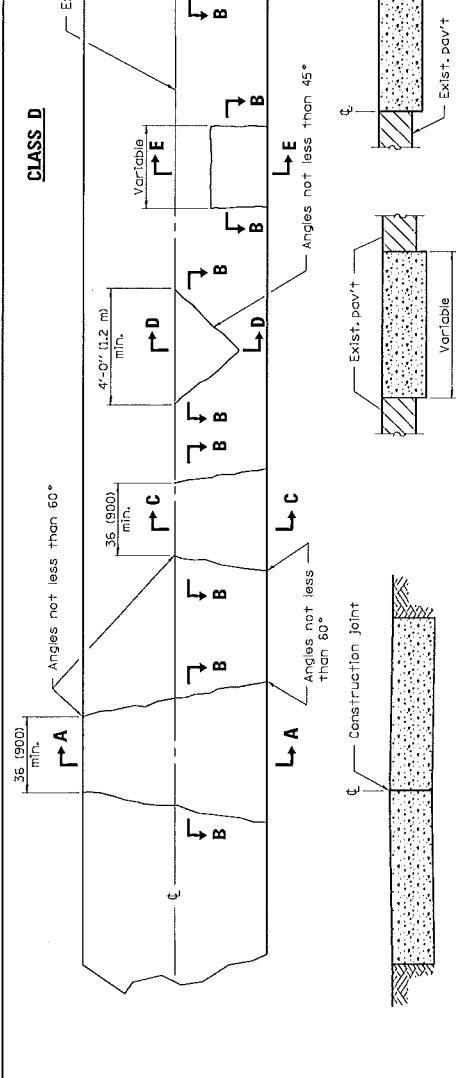


PROPOSED ROADWAY IMPROVEMENT PLAN  
VILLAGE OF FRANKLIN PARK

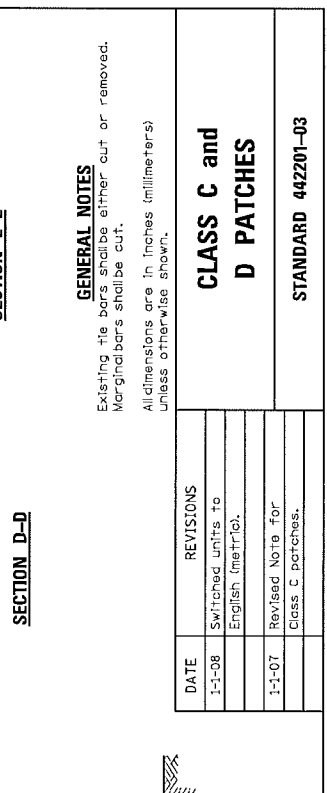
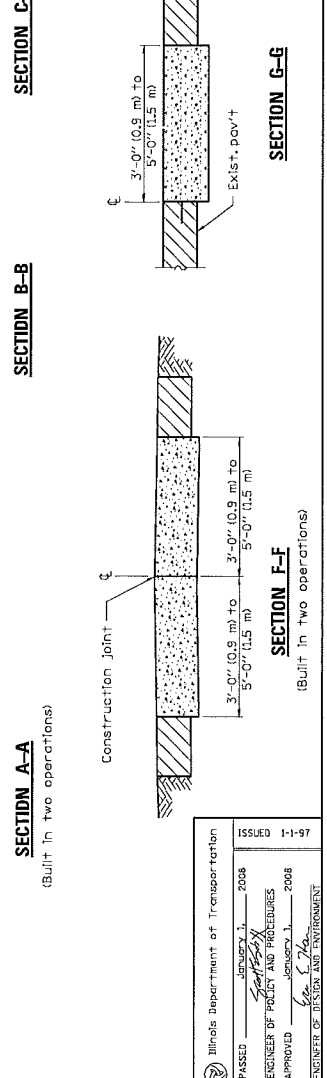




Note:  
Longitudinal joints shall be as detailed on Standard 420001, except tie bars are not required for patches 20'-0" (6.0 m) or less in length.



Note:  
Longitudinal joints shall be as detailed on Standard 420001, except tie bars are not required for patches 20'-0" (6.0 m) or less in length.



**GENERAL NOTES**  
Existing tie bars shall be either cut or removed.  
Marginal bars shall be cut.  
All dimensions are in inches (millimeters) unless otherwise shown.

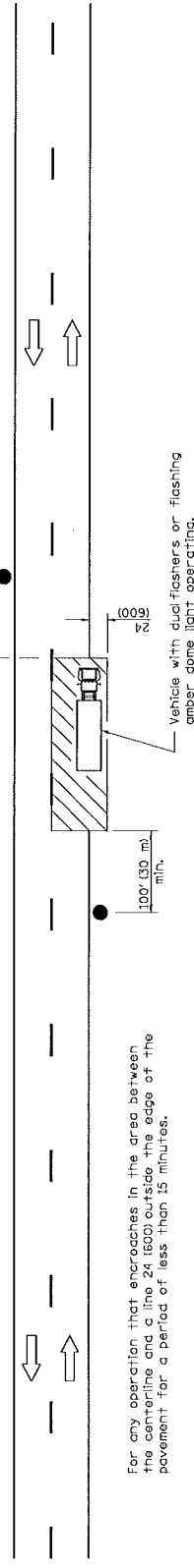
DATE	REVISIONS
1-1-08	Switched units to English (metric).
1-1-07	Revised Note for Class C patches.

**CLASS C and D PATCHES**  
STANDARD 442201-03

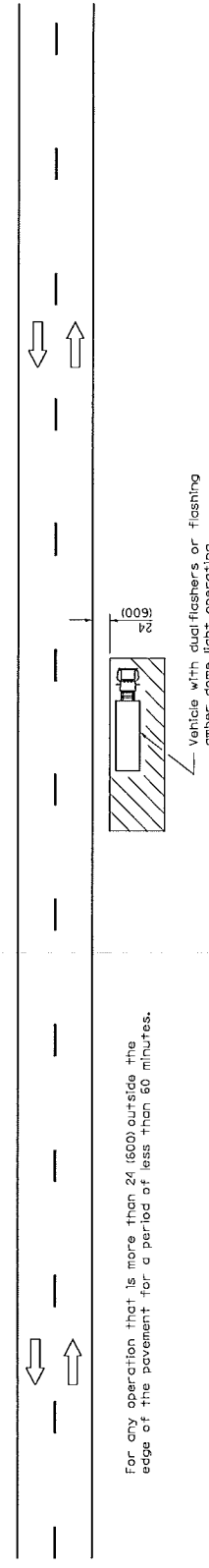
Illinois Department of Transportation  
 PASSED January 1, 2008  
 EXISTENCE OF FORCE AND RESOURCE  
 APPROVED [Signature] 1/1/2008  
 ENGINEER OF DESIGN AND SURVEYMENT

ISSUED 1-1-97

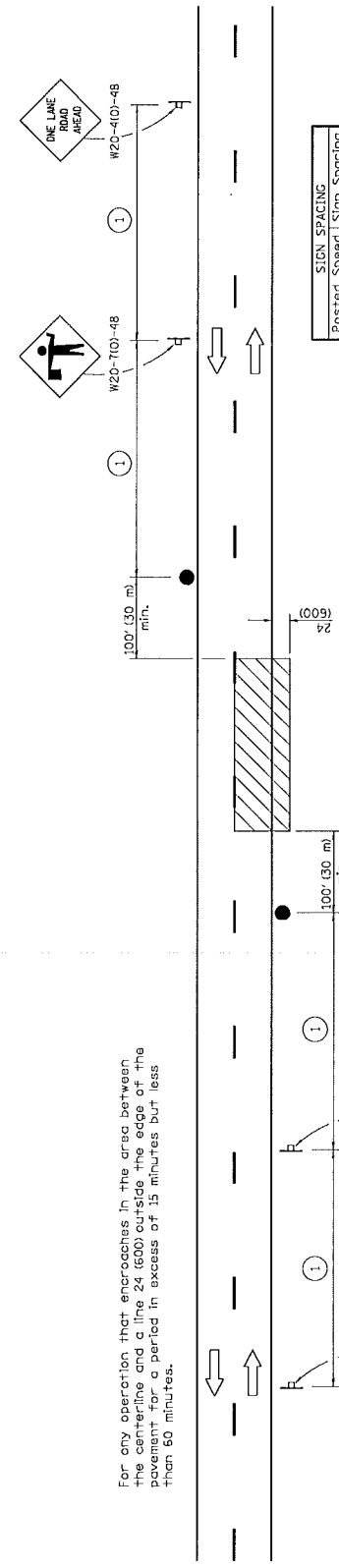




For any operation that encroaches in the area between the centerline and a line 24 (600) outside the edge of the pavement for a period of less than 15 minutes.



For any operation that is more than 24 (600) outside the edge of the pavement for a period of less than 60 minutes.



For any operation that encroaches in the area between the centerline and a line 24 (600) outside the edge of the pavement for a period in excess of 15 minutes but less than 60 minutes.

Posted Speed	Sign Spacing
55	500' (150 m)
50-45	350' (100 m)
<45	200' (60 m)

① = Refer to SIGN SPACING table for distances.

Illinois Department of Transportation  
 APPROVED: [Signature] 2011  
 ENGINEER OF SAFETY  
 APPROVED: [Signature] 2011  
 ENGINEER OF DESIGN AND ENVIRONMENT

**TYPICAL APPLICATIONS**  
 Marking patches  
 Field survey  
 String line  
 Utility operations  
 Cleaning up debris on pavement

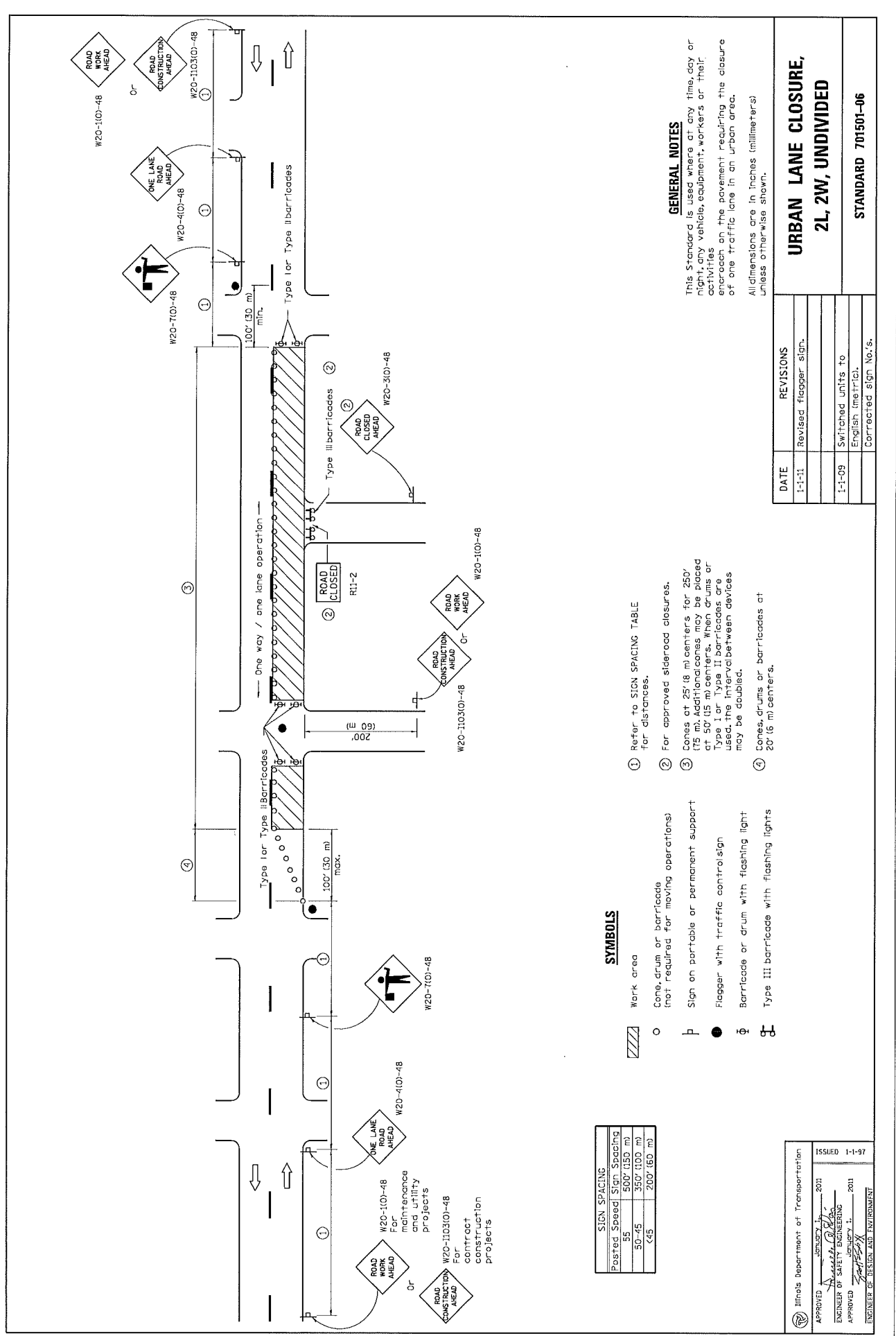
**SYMBOLS**  
 Work area  
 Sign on portable or permanent support  
 Flagger with traffic control sign

All dimensions are in inches (millimeters) unless otherwise shown.

**LANE CLOSURE, 2L, 2W,  
SHORT TIME OPERATIONS**

STANDARD 701301-04

DATE	REVISIONS
1-1-11	Revised flagger sign.
1-1-09	Switched units to English (metric).



SIGN SPACING	
Posted Speed	Sign Spacing
55	500' (150 m)
50-45	350' (100 m)
<45	200' (60 m)

**SYMBOLS**

- ▨ Work area
- Cone, drum or barricade (not required for moving operations)
- ⊥ Sign on portable or permanent support
- Flagger with traffic control sign
- ⊕ Barricade or drum with flashing light
- ⊕ Type III barricade with flashing lights

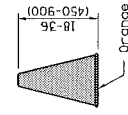
- ① Refer to SIGN SPACING TABLE for distances.
- ② For approved sideroad closures.
- ③ Cones at 25' (8 m) centers for 250' (75 m). Additional cones may be placed at 50' (15 m) centers. When drums or Type I or Type II barricades are used, the interval between devices may be doubled.
- ④ Cones, drums or barricades at 20' (6 m) centers.

**GENERAL NOTES**  
 This Standard is used where at any time, day or night, any vehicle, equipment, workers or their enclosures on the pavement requiring the closure of one traffic lane in an urban area.  
 All dimensions are in inches (millimeters) unless otherwise shown.

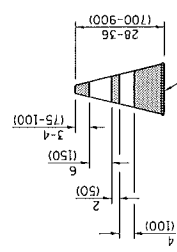
Illinois Department of Transportation  
 APPROVED: *[Signature]* 2011  
 ENGINEER OF HIGHWAY CONSTRUCTION  
 APPROVED: *[Signature]* 2011  
 ENGINEER OF DESIGN AND ENVIRONMENT

DATE	REVISIONS
1-1-11	Revised Flagger sign.
1-1-09	Switched units to English metric.
	Corrected sign No. 6.

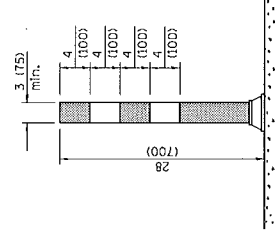
**URBAN LANE CLOSURE,  
 2L, 2W, UNDIVIDED**  
 STANDARD 701501-06



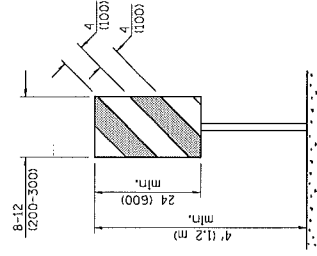
**CONE**



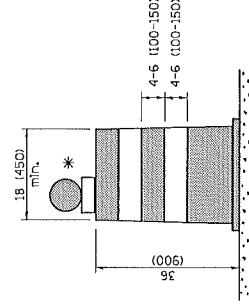
**REFLECTORIZED CONE**



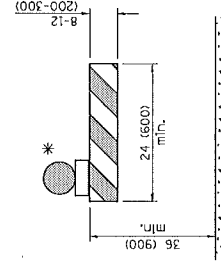
**FLEXIBLE DELINEATOR**



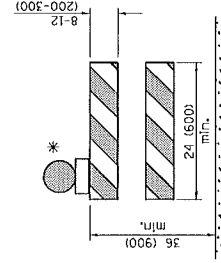
**VERTICAL PANEL  
POST MOUNTED**



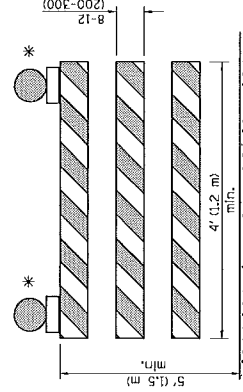
**DRUM**



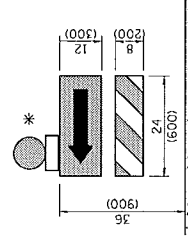
**TYPE I BARRICADE**



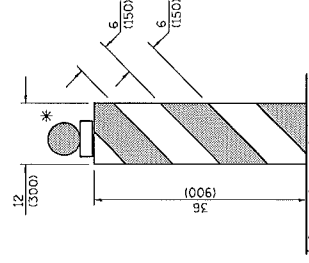
**TYPE II BARRICADE**



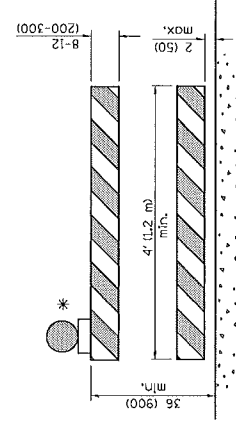
**TYPE III BARRICADE**



**DIRECTION INDICATOR  
BARRICADE**



**VERTICAL BARRICADE**



**DETECTABLE PEDESTRIAN  
CHANNELIZING BARRICADE**

\* Warning lights (if required)

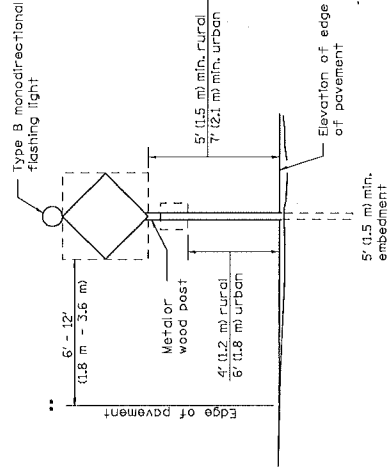
**GENERAL NOTES**  
All heights shown shall be measured above the pavement surface.  
All dimensions are in inches (millimeters) unless otherwise shown.

Illinois Department of Transportation  
APPROVED: [Signature] January 1, 2012  
ENGINEER OF SPECIAL TOOLS  
APPROVED: [Signature] January 1, 2012  
ENGINEER OF DESIGN AND ENVIRONMENT

DATE	REVISIONS
1-1-12	Added DETECTABLE PEDESTRIAN CHANNELIZING BARRICADE.
1-1-09	Switched units to English (metric). Omitted light on vertical panel.

**TRAFFIC CONTROL  
DEVICES**

STANDARD 701901-02  
(Sheet 1 of 3)

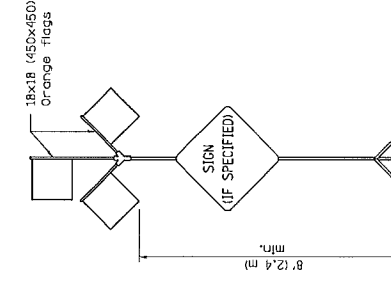


**POST MOUNTED SIGNS**

•• When curb or paved shoulder are present this sign shall be 24 (600) mm from face of curb or 6 (1.5 m) to the outside edge of the paved shoulder.

5' (1.5 m) min. embedment

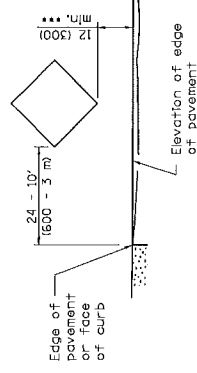
Elevation of edge of pavement



**HIGH LEVEL WARNING DEVICE**

**SIGNS ON TEMPORARY SUPPORTS**

••• When work operations exceed four days, this dimension shall be 5' (1.5 m) min. If located behind other devices, the height shall be sufficient to be seen by motorists.



Edge of pavement or face of curb

Elevation of edge of pavement

ROAD CONSTRUCTION NEXT X MILES  
G20-101-6036

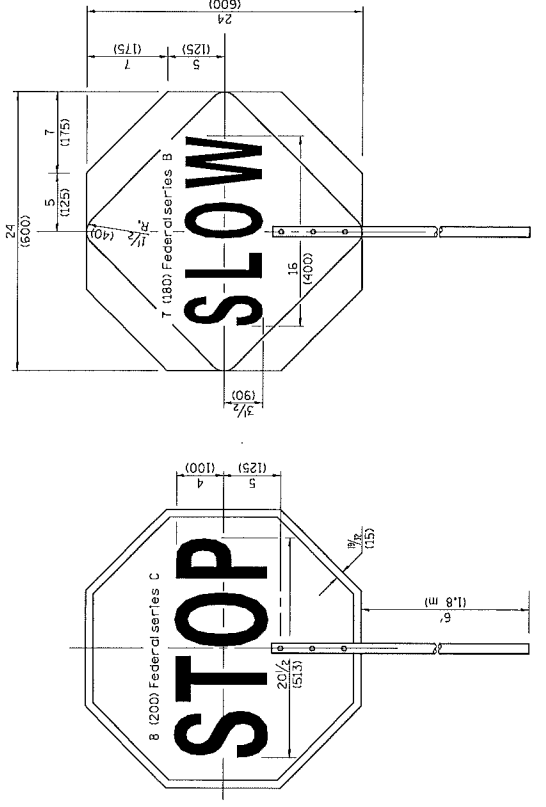
END CONSTRUCTION  
G20-2010-6024

This signing is required for all projects 2 miles (3200 m) or more in length. ROAD CONSTRUCTION NEXT X MILES sign shall be placed 500' (150 m) in advance of project limits.

END CONSTRUCTION sign shall be erected at the end of the job unless another job is within 2 miles (3200 m).

Double sign displays shall be utilized on multi-lane highways.

**WORK LIMIT SIGNING**



FRONT SIDE

REVERSE SIDE

**FLAGGER TRAFFIC CONTROL SIGN**

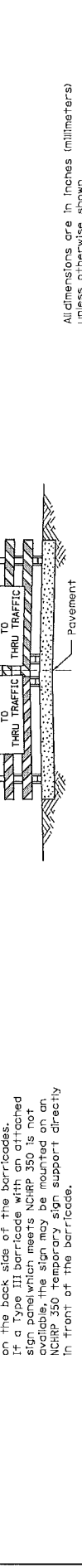
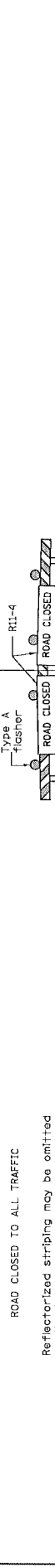
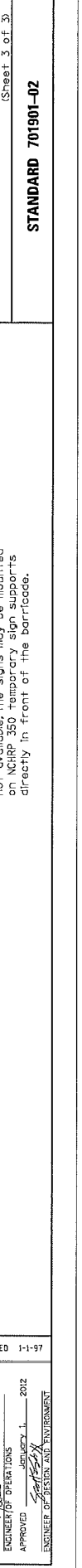
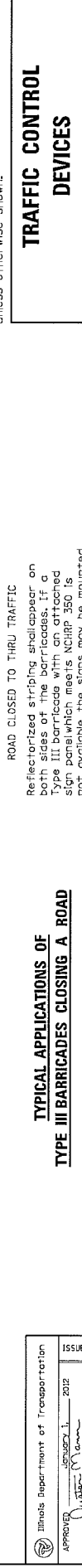
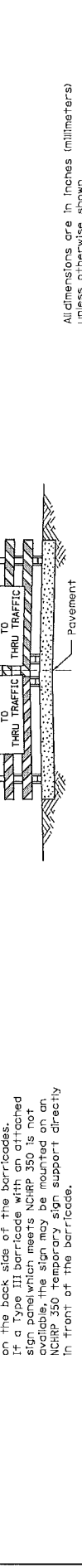
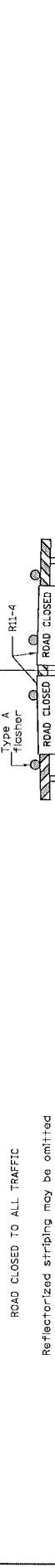
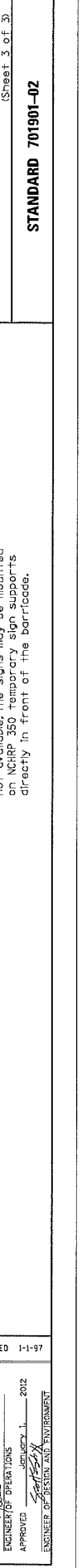
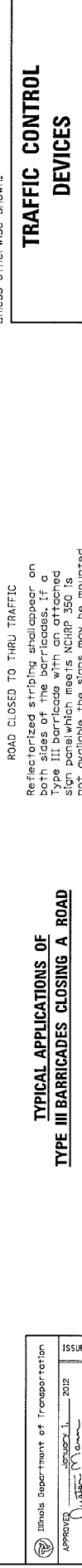
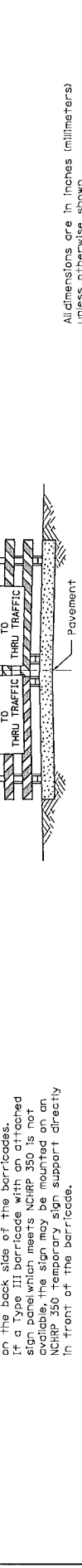
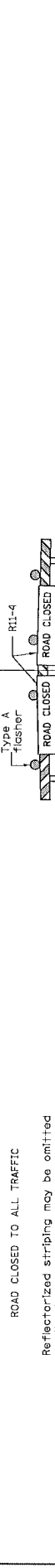
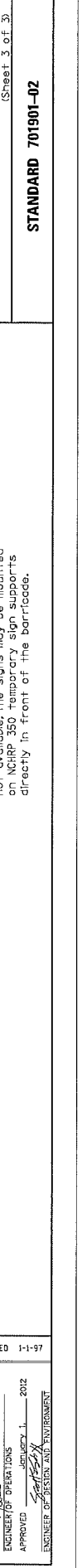
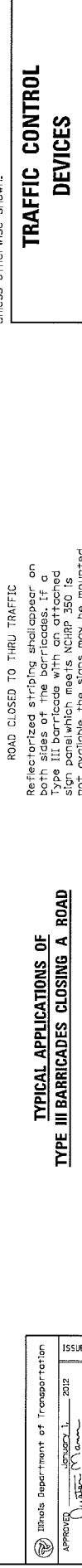
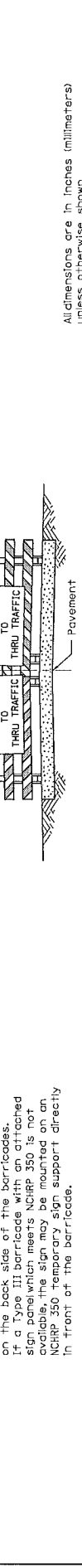
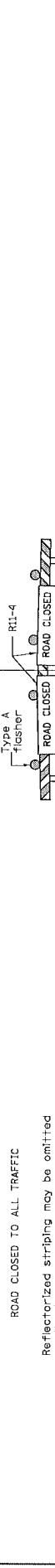
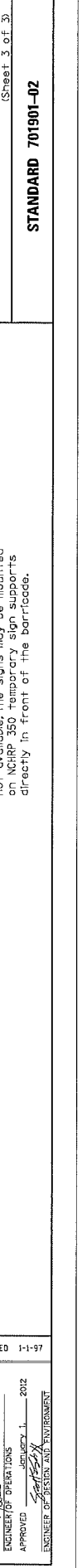
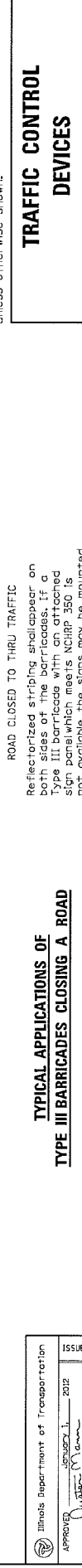
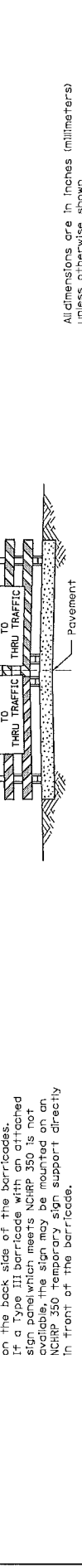
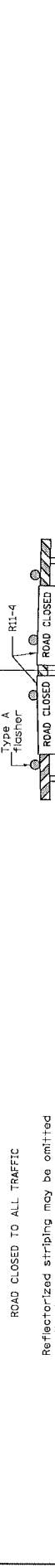
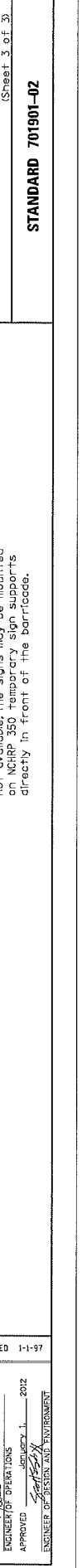
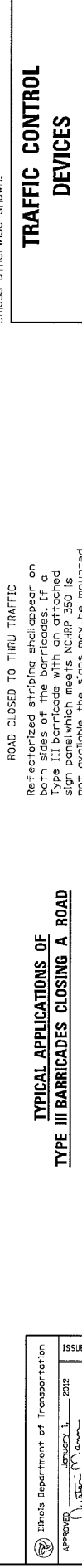
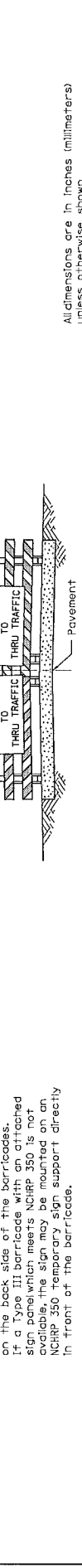
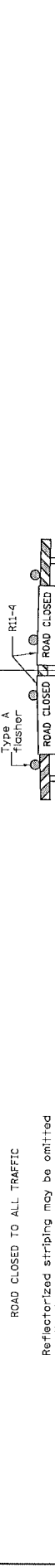
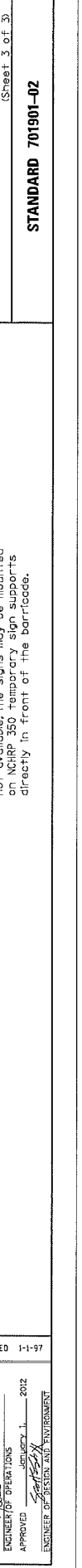
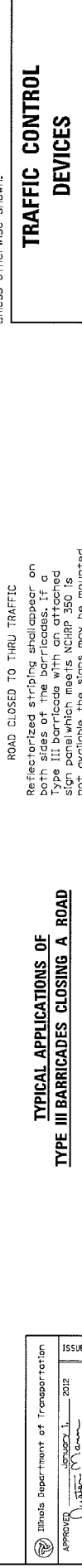
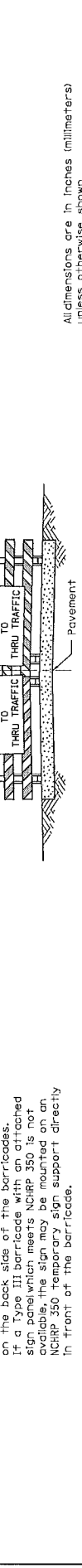
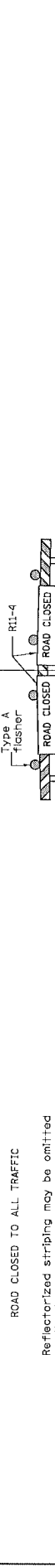
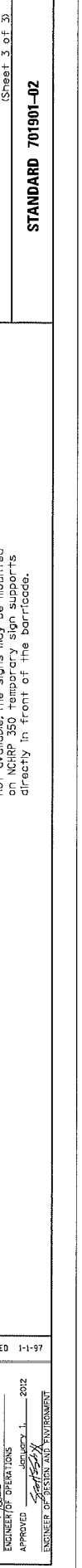
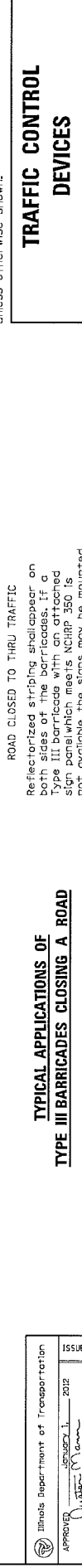
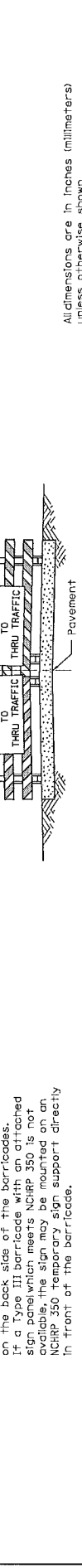
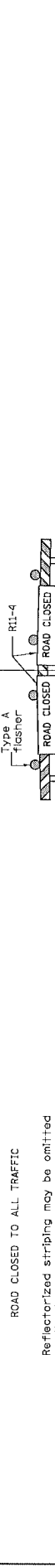
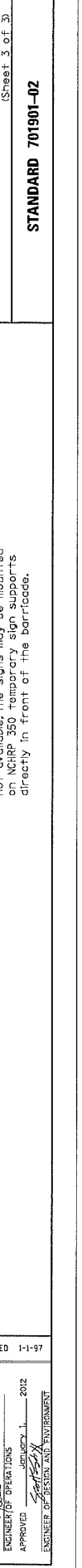
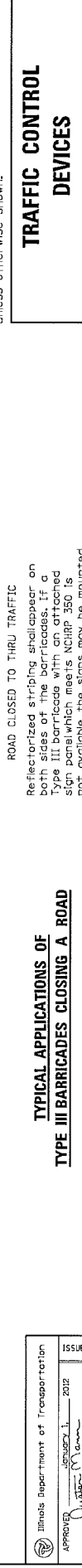
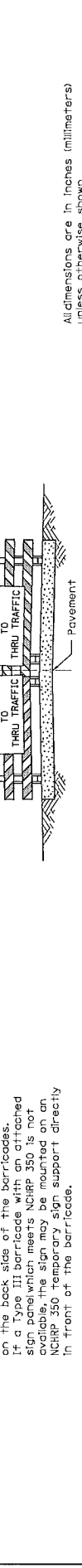
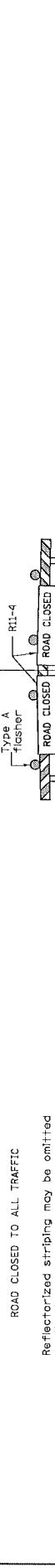
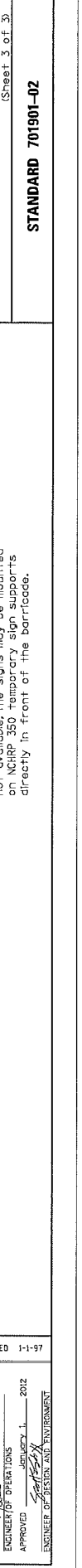
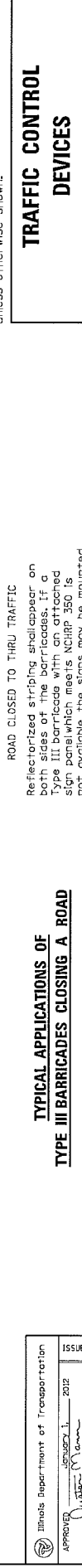
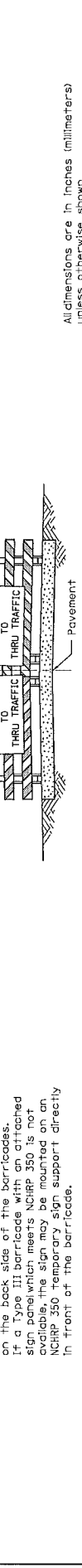
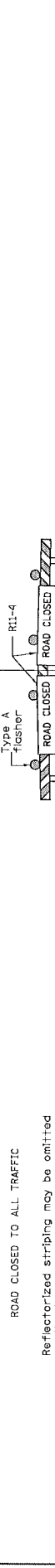
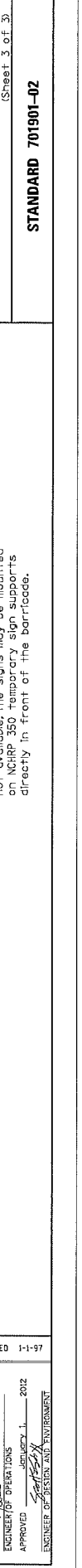
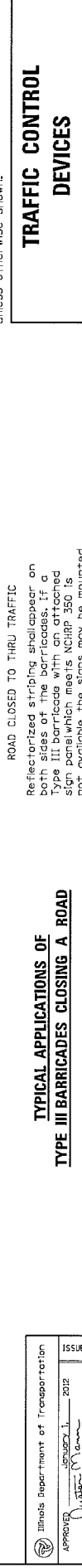
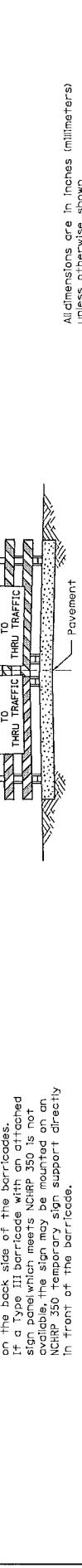
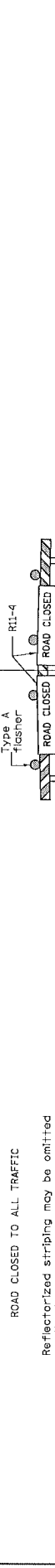
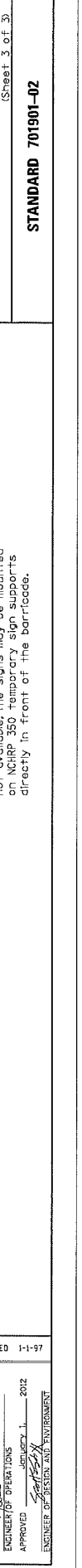
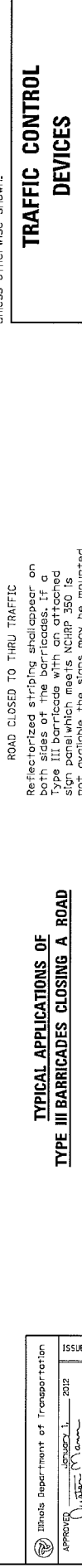
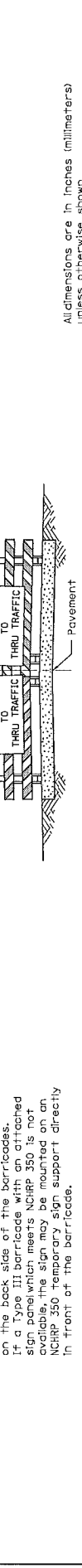
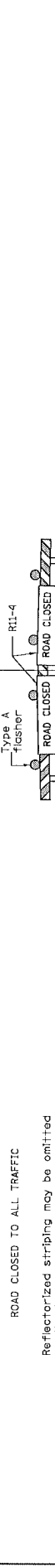
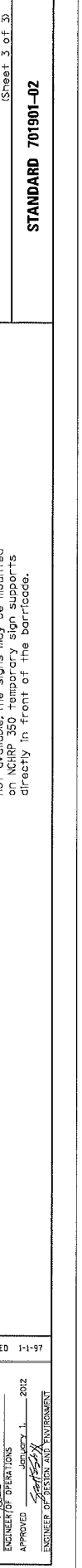
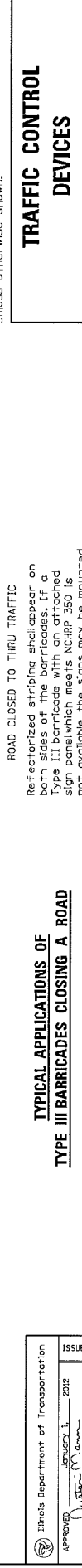
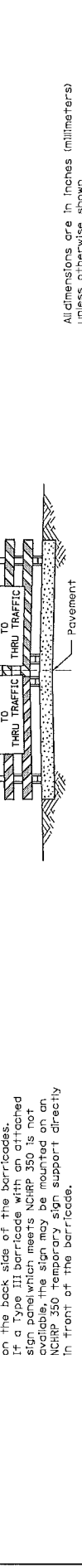
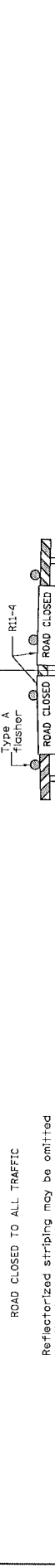
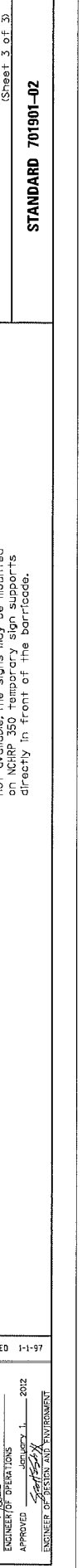
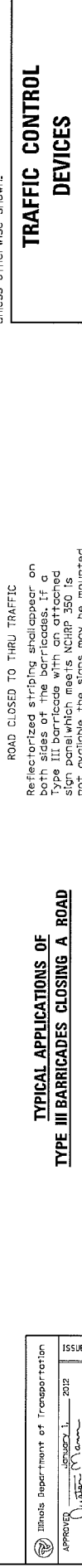
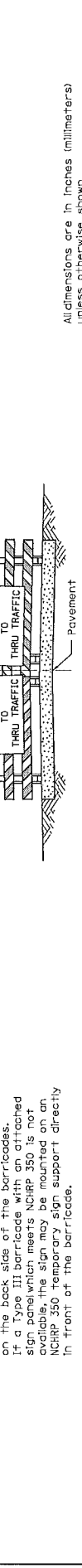
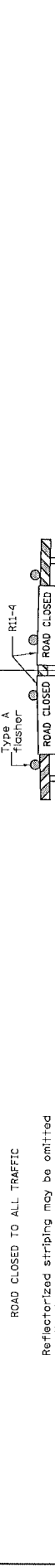
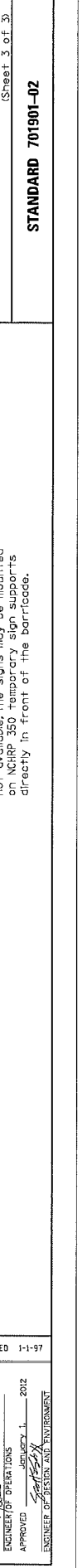
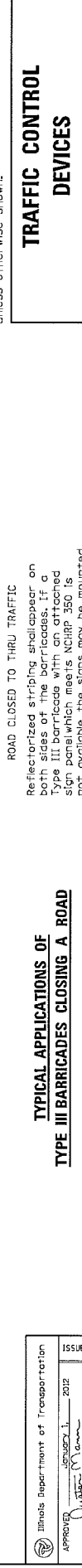
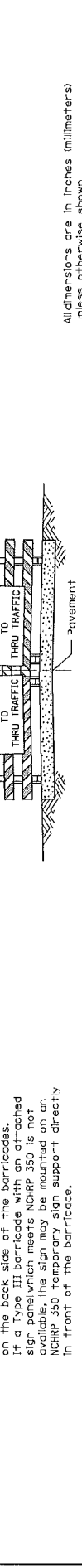
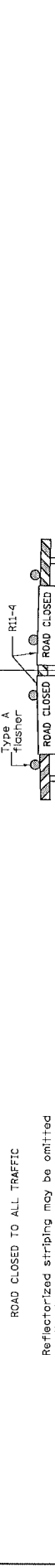
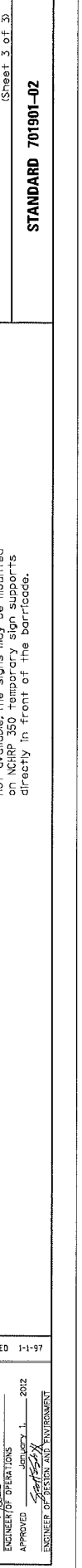
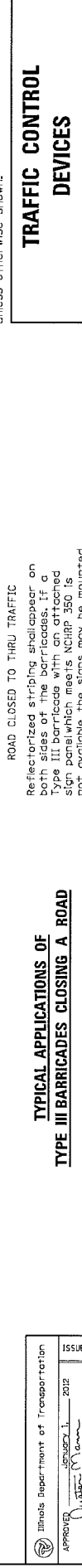
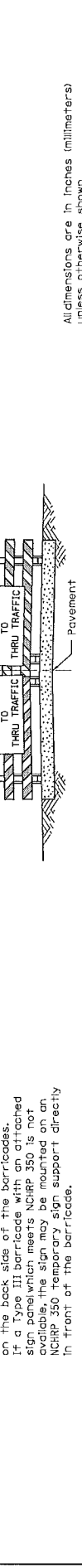
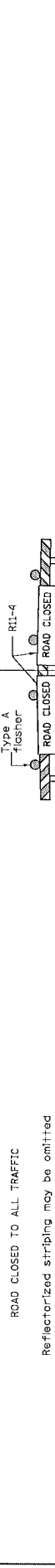
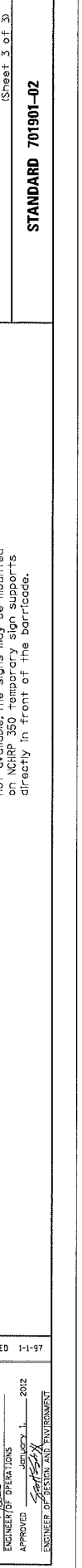
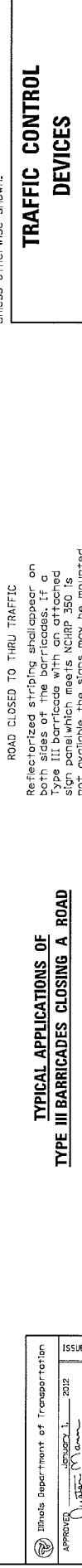
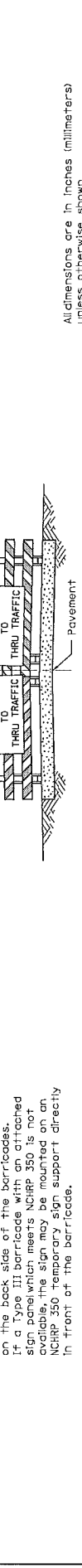
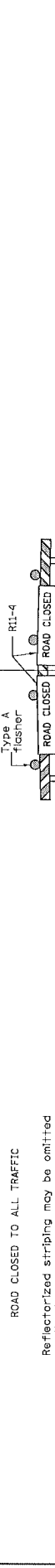
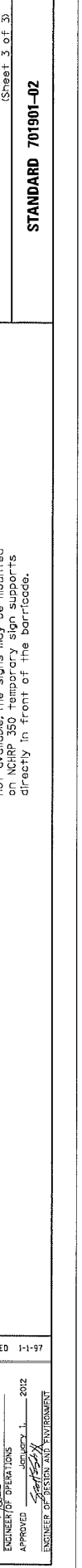
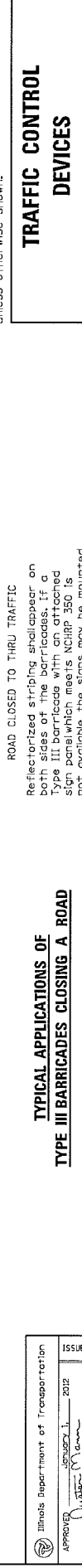
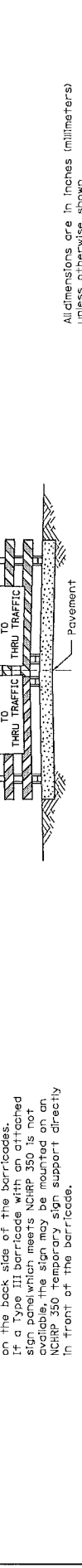
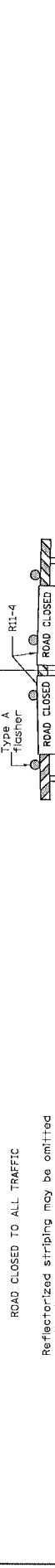
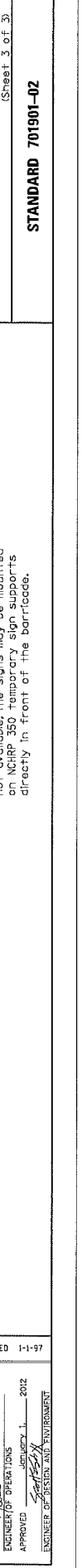
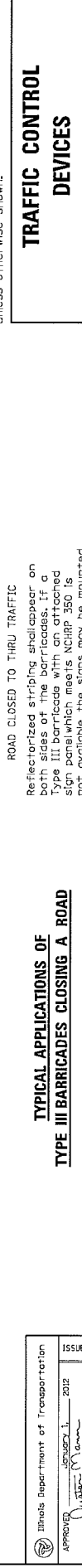
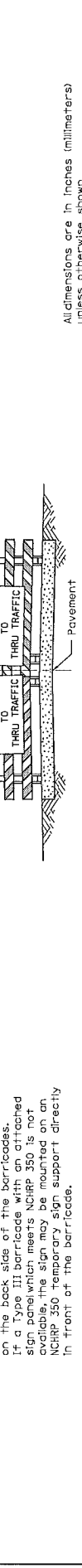
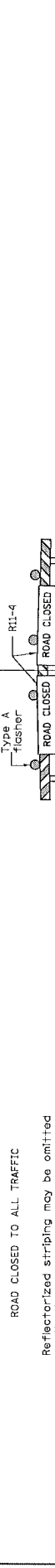
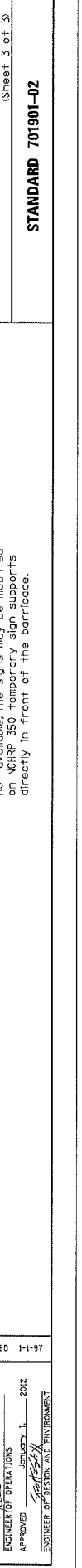
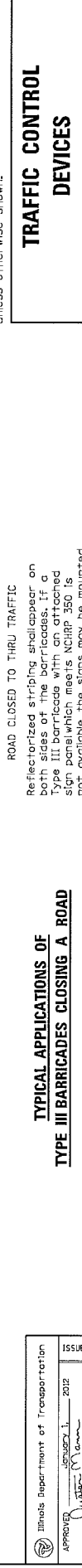
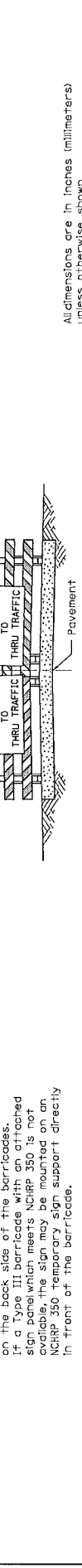
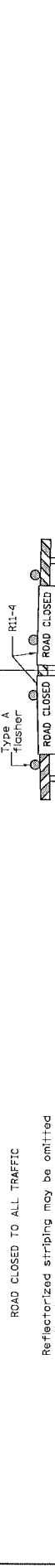
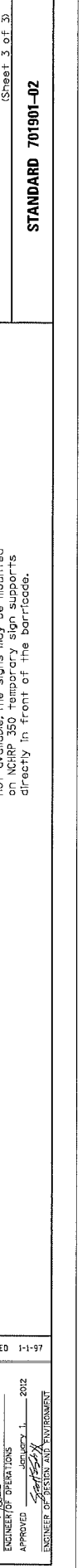
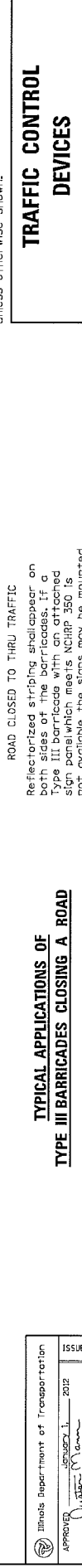
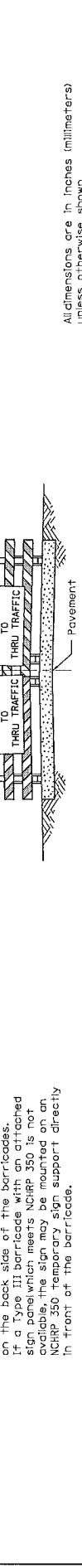
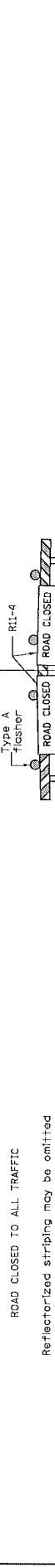
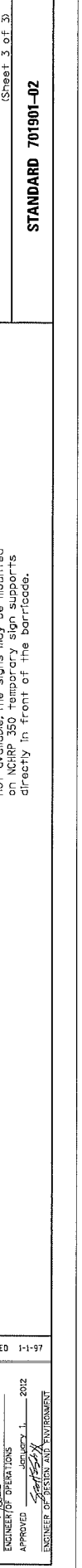
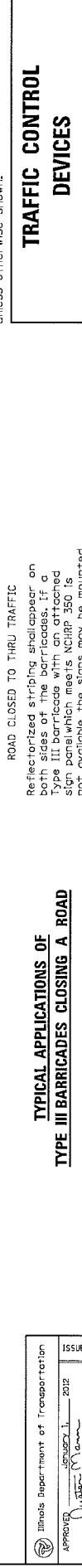
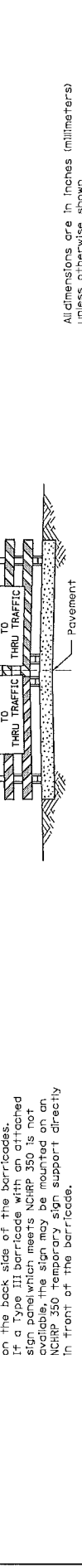
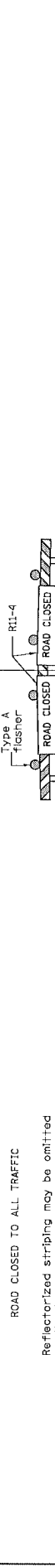
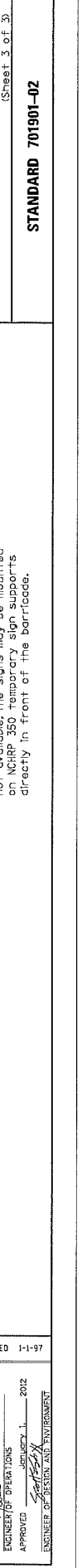
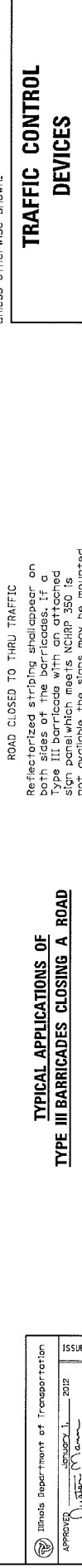
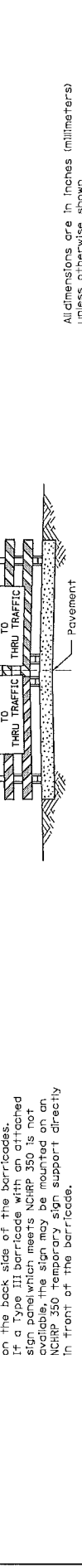
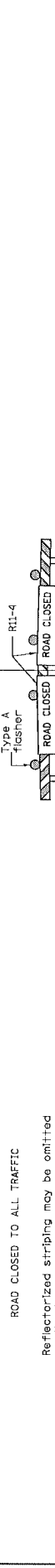
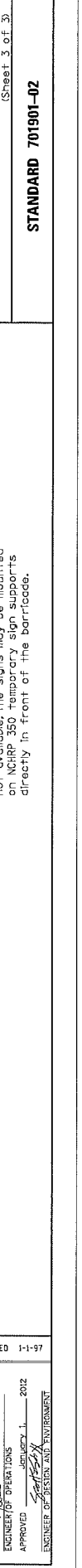
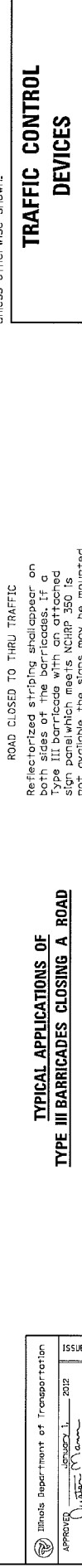
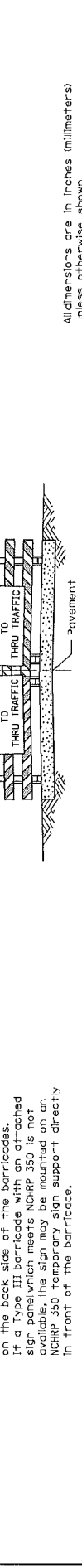
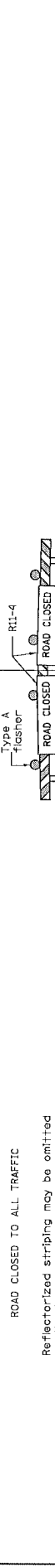
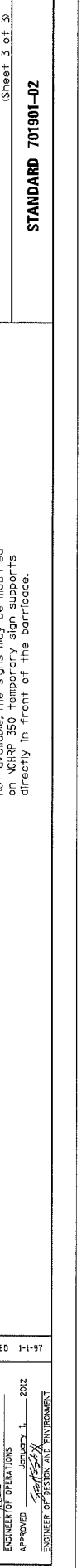
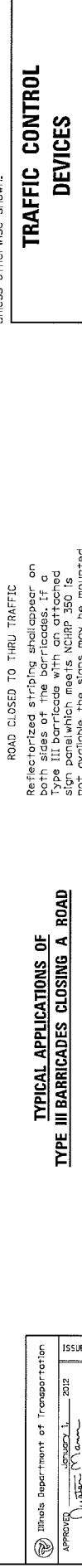
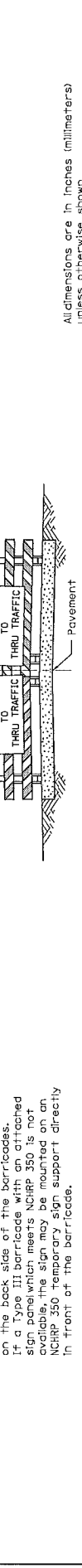
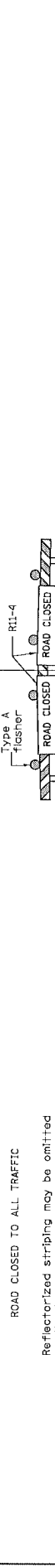
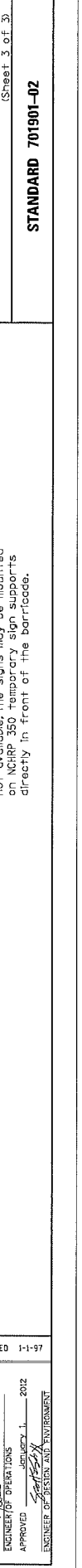
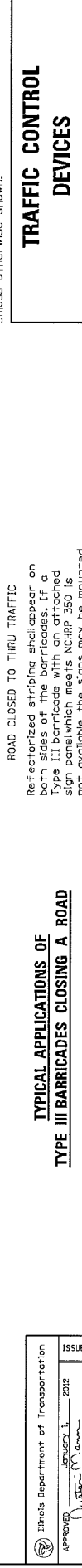
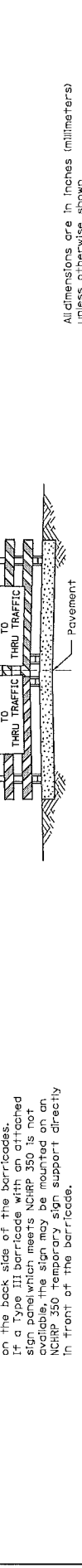
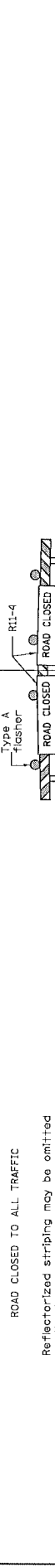
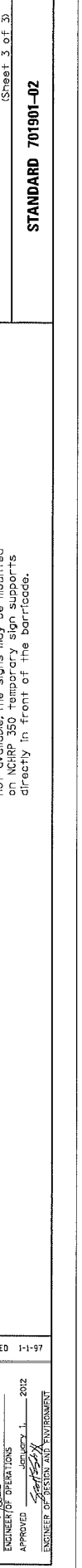
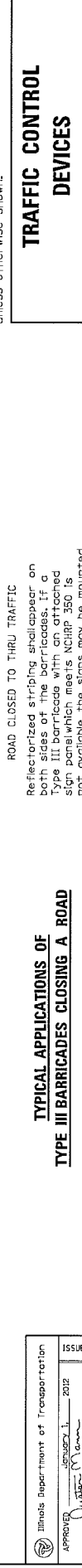
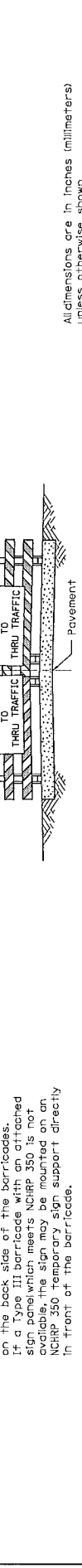
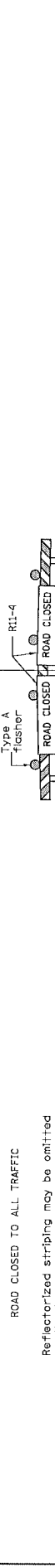
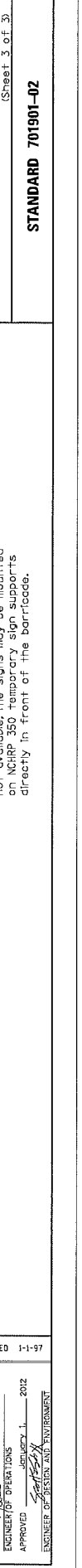
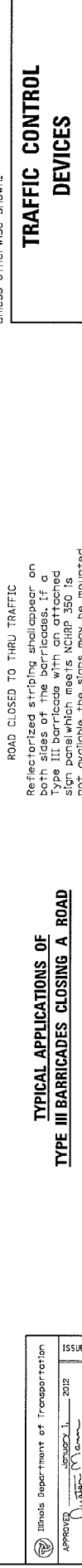
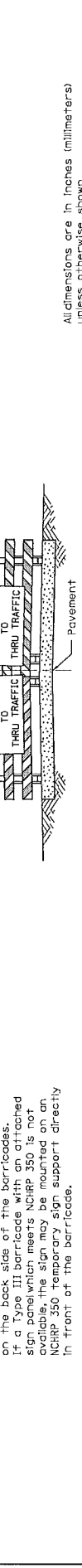
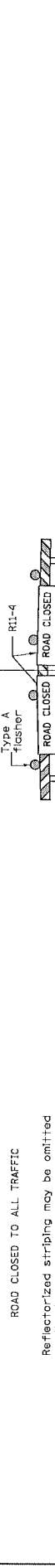
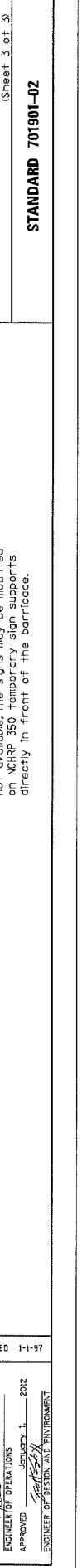
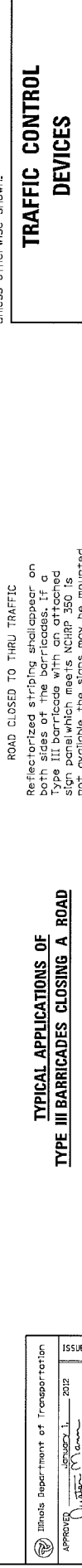
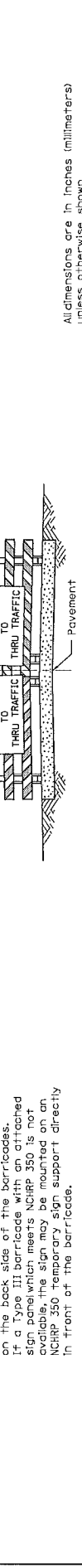
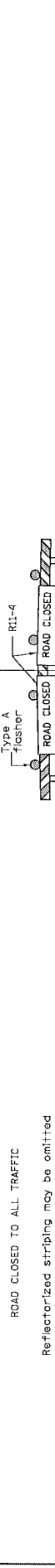
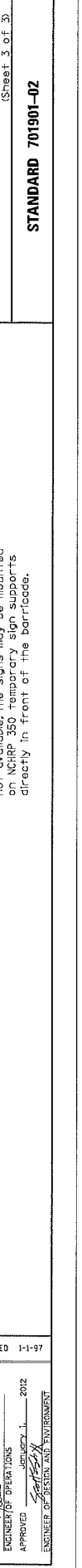
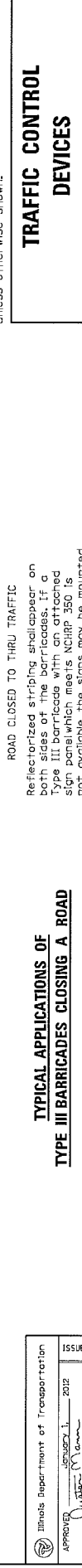
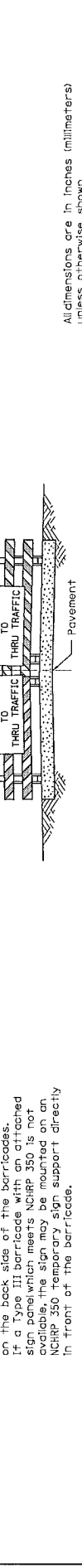
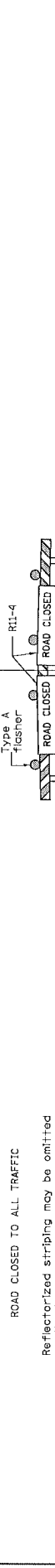
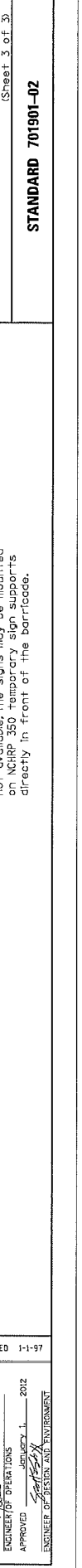
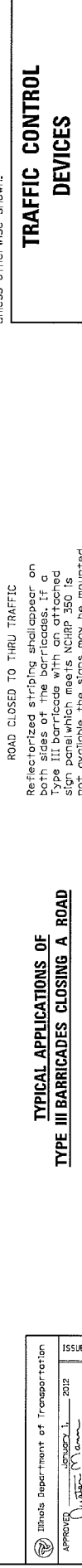
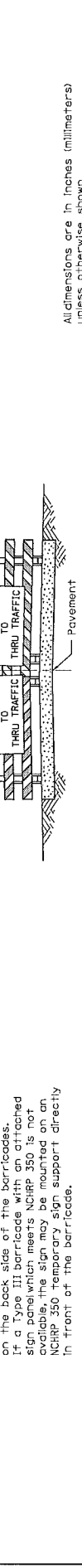
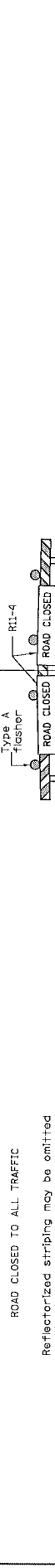
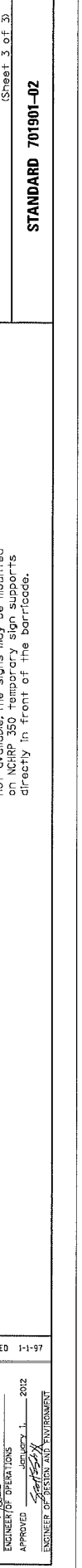
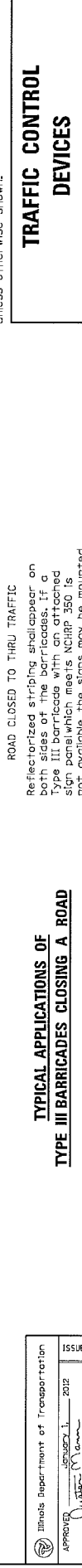
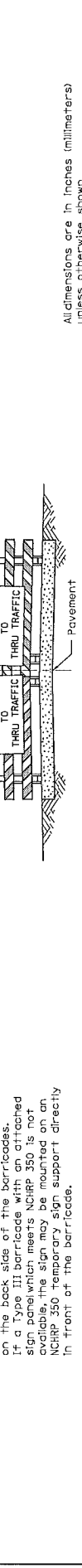
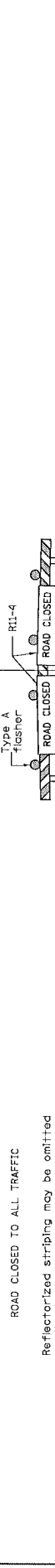
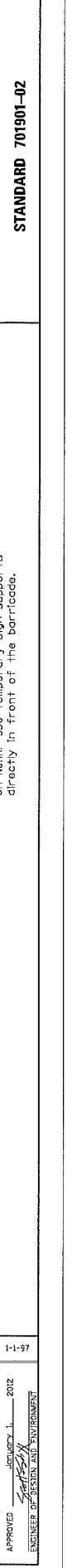
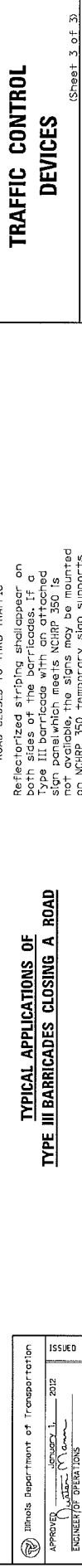
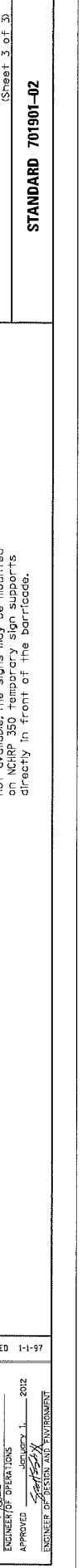
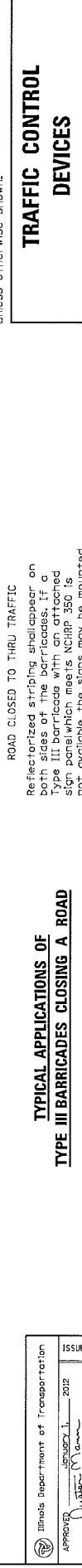
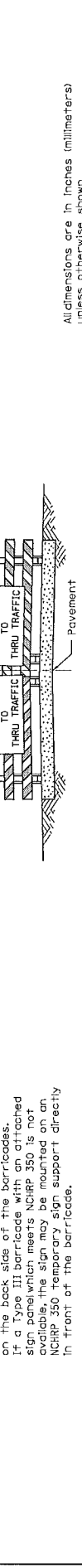
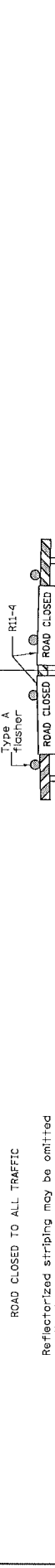
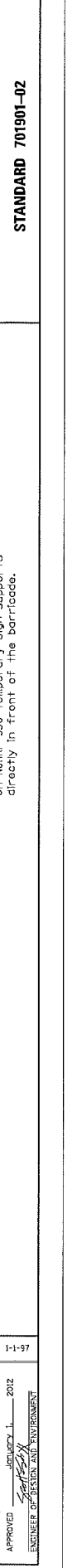
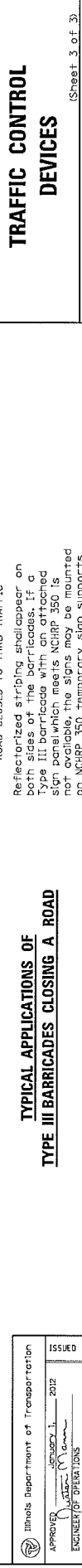
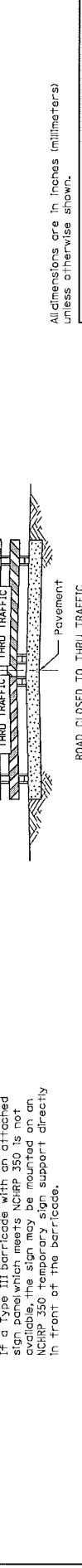
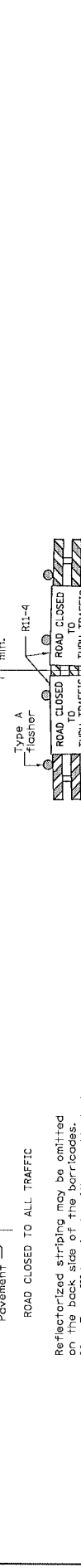
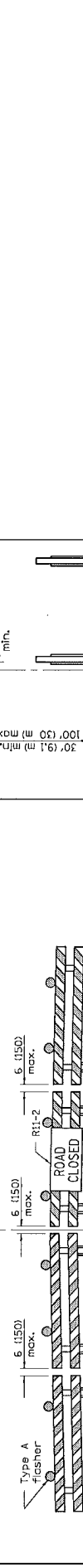
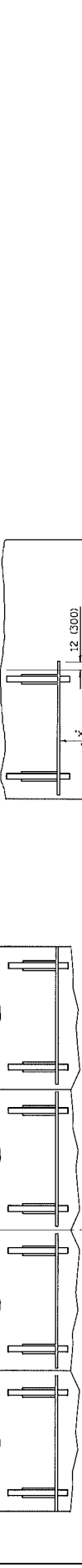

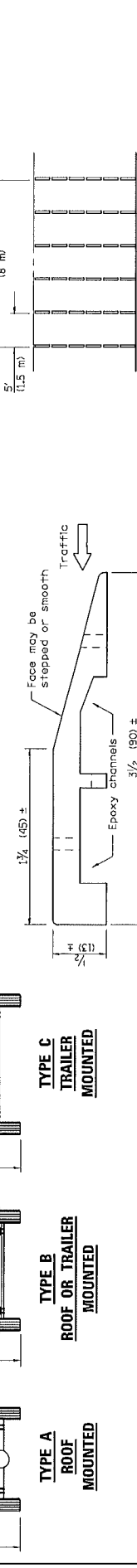
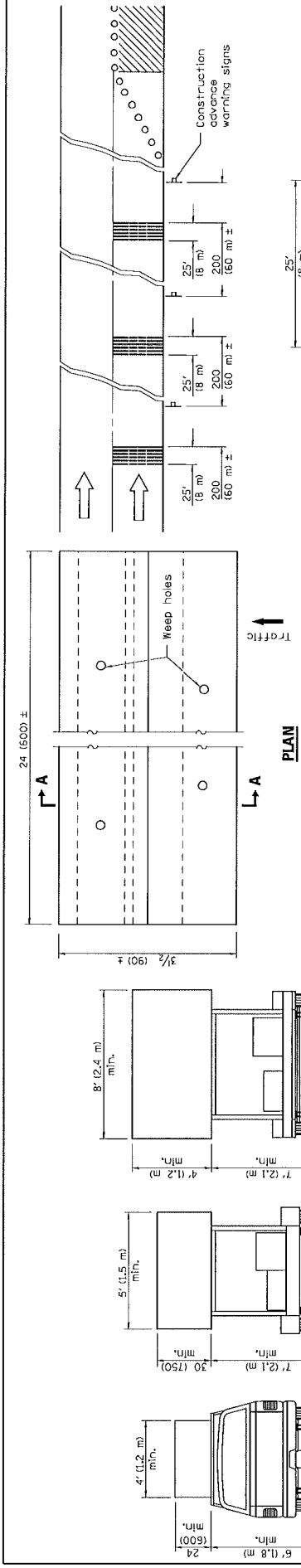
Illinois Department of Transportation  
 APPROVED: [Signature] February 1, 2012  
 ENGINEER OF OPERATIONS  
 APPROVED: [Signature] February 1, 2012  
 ENGINEER OF DESIGN AND DRAWING

**TRAFFIC CONTROL DEVICES**

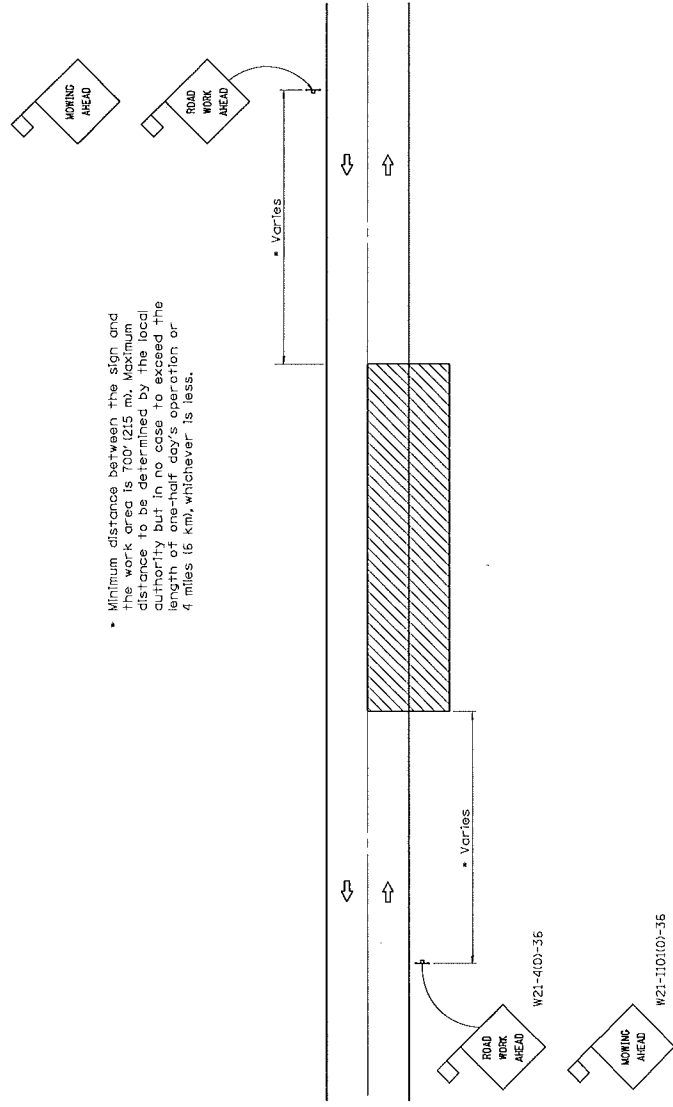
STANDARD 701901-02

All dimensions are in inches (millimeters) unless otherwise shown.

(Sheet 2 of 3)



- Minimum distance between the sign and the work area is 700' (215 m). Maximum distance to be determined by the local authority but in no case to exceed the length of one-half day's operation or 4 miles (6 km), whichever is less.



**TWO-LANE, TWO-WAY TRAFFIC**  
**RURAL OPERATIONS**  
**DAY OPERATIONS ONLY**

**SYMBOLS**

- Work area
- Sign with 18x18 (450x450) min. orange flag attached.

**TYPICAL APPLICATIONS**

- MOWING
- SPREADING AGGREGATE
- ROAD MAINTENANCE
- CRACK PATCHING
- BITUMINOUS RESURFACING
- CRACK POURING
- SHOULDER REPAIR
- CLEANING DITCHES

**GENERAL NOTES**

Maintenance operations shall be confined to one traffic lane, leaving the opposite lane open to traffic. Each sign shall be 150 m or both traffic lanes shall be closed. The minimum interval between work areas at intervals not greater than 1000' (300 m).

When operations are on the pavement and stationary or moving at a speed less than 4 mph (6 km/h), a ONE LANE AHEAD, or other appropriate sign, shall be installed in each direction between the ROAD WORK AHEAD sign and the work area. The minimum distance between the signs in no case shall be a minimum of 400' (120 m) but in no case to exceed the length of one-half day's operation or 4 miles (6 km), whichever is less. The distance between the two signs shall be approximately 400' (120 m).

All signs are to be removed at completion of the day's operation.

Any unattended obstacle, excavation, or pavement drop off greater than 3 (75) in the work area shall be protected by Type I or Type II barricades with flashing lights.

Longitudinal dimensions may be adjusted slightly to fit field conditions.

All vehicles, equipment, men, and their activities are restricted at all times to one side of the pavement.

Flashing lights or rotating beacons are required for all maintenance vehicles while in operation.

Applicable operations illustrated in Standard 701301 may be used when operations do not exceed 15 minutes on the pavement or 60 minutes on the shoulder, respectively.

All warning signs shall have minimum dimensions of 36x36 (900x900) and have black legend on an orange reflectorized background.

When fluorescent signs are used, orange flags are not required.

This case is for use on rural roads where the local authority considers this protection to be appropriate for the specific job conditions.

All dimensions are in inches (millimeters) unless otherwise shown.

Illinois Department of Transportation  
APPROVED January 3, 2009  
ENGINEER OF RURAL ROADS AND STREETS  
APPROVED January 3, 2009  
ENGINEER OF DESIGN AND ENVIRONMENT

DATE	REVISIONS
1-1-09	Switched units to English (metric). Moved one General Note.
1-1-99	Delete ROW Line.

**TRAFFIC CONTROL DEVICES-  
DAY LABOR MAINTENANCE**

STANDARD B.L.R. 18-5

**CONSTRUCTION PROCEDURES**

**STAGE 1. BEFORE PAVEMENT MILLING**

- A) REMOVE A MINIMUM OF 12 (12) INCH OF THE PAVEMENT FROM THE SURFACE OF THE ROAD.
- B) REMOVE THE EXISTING FRAME AND LID FROM THE STRUCTURE.
- C) COVER THE STRUCTURE OPENING WITH A 36 (36) INCH DIAMETER METAL PLATE.
- D) CRUSHED STONE AND A MINIMUM 1/2 (1/2) INCH THICK HMA SURFACE MIX APPROVED BY THE ENGINEER.

**STAGE 2. AFTER PAVEMENT MILLING**

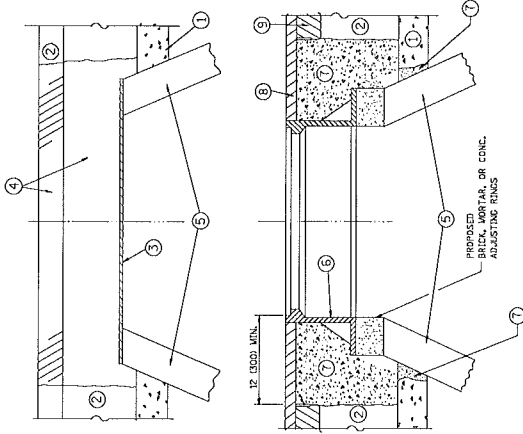
- A) REMOVE THE HMA SURFACE MIX AND CRUSHED STONE.
- B) INSTALL THE FRAME AND LID, ADJUST THE FRAME TO ITS ORIGINAL POSITION.
- C) THE SURROUNDING SPACE SHALL BE FILLED WITH CLASS PP-1M CONCRETE TO THE ELEVATION OF THE SURFACE OF THE EXISTING BASE COURSE OR THE BINDER COURSE.

\* UNLESS OTHERWISE SPECIFIED IN THE PLANS.

THE PROCEDURE EXPLAINED ABOVE SHALL CONFORM TO THE APPLICABLE PORTIONS OF SECTIONS 202.406, 202.407, 202.408, 202.409, 202.410, 202.411, 202.412, 202.413, 202.414, 202.415, 202.416, 202.417, 202.418, 202.419, 202.420, 202.421, 202.422, 202.423, 202.424, 202.425, 202.426, 202.427, 202.428, 202.429, 202.430, 202.431, 202.432, 202.433, 202.434, 202.435, 202.436, 202.437, 202.438, 202.439, 202.440, 202.441, 202.442, 202.443, 202.444, 202.445, 202.446, 202.447, 202.448, 202.449, 202.450, 202.451, 202.452, 202.453, 202.454, 202.455, 202.456, 202.457, 202.458, 202.459, 202.460, 202.461, 202.462, 202.463, 202.464, 202.465, 202.466, 202.467, 202.468, 202.469, 202.470, 202.471, 202.472, 202.473, 202.474, 202.475, 202.476, 202.477, 202.478, 202.479, 202.480, 202.481, 202.482, 202.483, 202.484, 202.485, 202.486, 202.487, 202.488, 202.489, 202.490, 202.491, 202.492, 202.493, 202.494, 202.495, 202.496, 202.497, 202.498, 202.499, 202.500.

**LEGEND**

- ① SUB-BASE GRANULAR MATERIAL
- ② EXISTING PAVEMENT
- ③ 36 (36) INCH DIAMETER METAL PLATE
- ④ PROPOSED CRUSHED STONE AND HMA SURFACE MIX
- ⑤ EXISTING STRUCTURE
- ⑥ FRAME AND LID (SEE NOTED MATERIAL)
- ⑦ CLASS PP-1M CONCRETE
- ⑧ PROPOSED HMA SURFACE COURSE
- ⑨ PROPOSED HMA BINDER COURSE



**NOTES:**  
 EXISTING FRAMES AND LIDS SHALL BE REQUIRED AND RETURNED TO THE VILLAGE UNLESS OTHERWISE DIRECTED BY THE ENGINEER. ALL STRUCTURES THAT ARE TO BE ADJUSTED OR RECONSTRUCTED SHALL BE ADJUSTED TO THE ORIGINAL ELEVATION. ALL ASSOCIATED COSTS FOR NEW FRAMES AND LIDS WILL BE INCLUDED IN THE UNIT PRICES FOR ADJUSTMENT. IF THE EXISTING LIDS ARE OPEN, THE FRAME WILL BE ADJUSTED TO THE ELEVATION OF THE MILLED PAVEMENT SURFACE PRIOR TO THE MILLING OPERATION. THE FRAME WILL NOT BE REPAID AND COVERED BY THE METAL PLATE. THE METAL PLATE USED TO COVER THE STRUCTURE SHALL REMAIN THE PROPERTY OF THE CONTRACTOR.

WHEN STRUCTURES ARE TO BE ADJUSTED OR RECONSTRUCTED, THE LOWERING AND RAISING OF THE FRAMES AND LIDS WILL NOT BE PAID FOR SEPARATELY BUT WILL BE INCLUDED IN THE COST OF THE CORRESPONDING PAY ITEM.

**DETAILS FOR FRAMES AND LIDS ADJUSTMENT WITH MILLING**

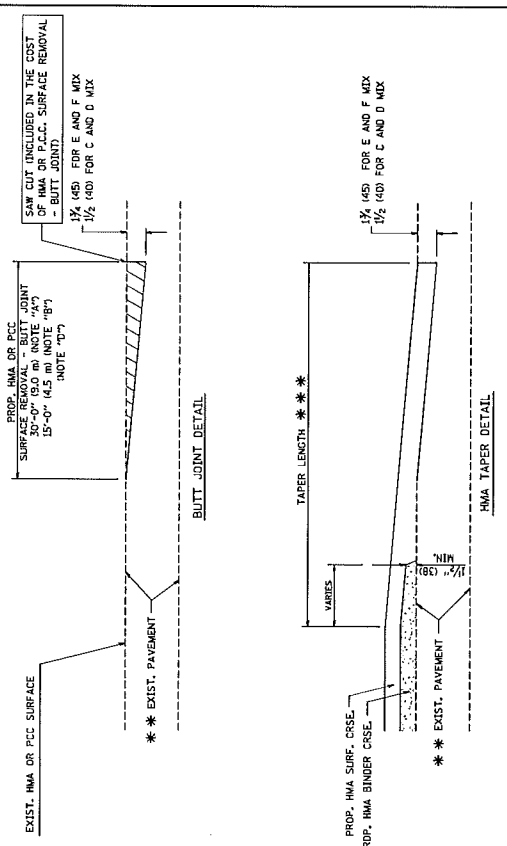
ALL DIMENSIONS ARE IN INCHES UNLESS OTHERWISE SHOWN.

THIS WORK WILL NOT BE PAID FOR WHEN DRAINAGE AND UTILITY STRUCTURES ARE SPECIFIED FOR PAYMENT AS STRUCTURE REPLACEMENT OR REDCONSTRUCTION.  
 NEW FRAMES AND LIDS WILL NOT BE PAID FOR SEPARATELY AND ARE INCLUSIVE TO THE ADJUSTMENT OR NEW PAY ITEMS.

FILE NAME - #PCL24	DESIGNED - R. SHAH	REVISED - A. WALKER ON 01-24-09	SCALE NONE	DETAILS FOR FRAMES AND LIDS ADJUSTMENT WITH MILLING	SHEET NO. 1 OF 1	SHEETS	STA.	TO STA.
	DRAWN - S. SHAN	REVISED - R. WERDAN ON 02-14-04						
	CHECKED -	REVISED - R. BORO ON 01-24-07						
	DATE - 10-25-94	REVISED - R. BORO ON 03-09-11						

USER NAME - KAREN	SECTION	COUNTY	SHEET NO.
PROJECT SCALE - 1/8" = 1'-0"	05000-09 (08-8)		CONTRACT NO.
PLOT DATE - 2/26/2012	FILED HEREIN TO BE REFERENCED TO PROJECT		

CONTRACT NO.		SHEET NO.	
STATE	SECTION	COUNTY	TOTAL SHEETS
RD. 1000 INT. A. 1	ILLINOIS	FED. AID PROJECT	



TYPICAL BUTT JOINT AND HMA TAPER  
FOR RESURFACING ONLY

\*\* PC CONCRETE, HMA OR HMA RESURFACED PAVEMENT.

NOTES

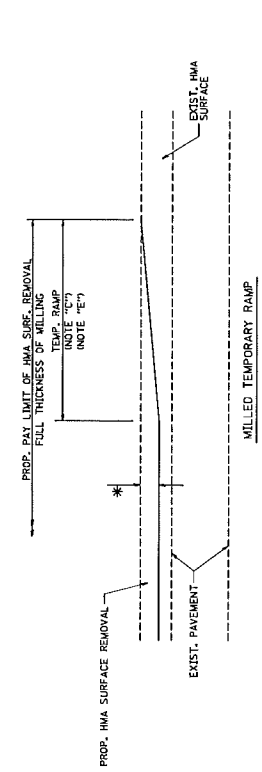
- A: MAINLINE ROADWAYS AND MAJOR SIDE ROADS.
- B: MINOR SIDE ROADS.
- C: THE TEMP. RAMP SHALL BE CONSTRUCTED IMMEDIATELY UPON REMOVAL OF THE EXISTING HMA SURFACE.
- D: THE BUTT JOINT SHALL BE CONSTRUCTED IMMEDIATELY PRIOR TO PLACING THE PROPOSED HMA COURSES.
- E: TAPER THE TEMP. RAMP AT A RATE OF 7'-0" (2.13 m) PER 1 INCH (25 mm) OF MILLING THICKNESS.
- F: INSTALLATION AND REMOVAL OF THE 4'-6" (1.35 m) TEMP. RAMP IS INCLUDED IN COST OF HMA SURFACE REMOVAL - BUTT JOINT.
- G: SEE ARTICLE 406.08 AND 406.14 OF THE STANDARD SPECIFICATIONS FOR "HMA AND/OR PCC SURFACE REMOVAL, BUTT JOINT".
- \*\* SEE TYPICAL SECTIONS FOR MILLING THICKNESS.
- \*\* 30'-0" (9.1 m) PER 1.25% RESURFACING NOTE "A"
- \*\* 10'-0" (3.0 m) PER 1.25% RESURFACING NOTE "B"

ALL DIMENSIONS ARE IN INCHES UNLESS OTHERWISE SHOWN.

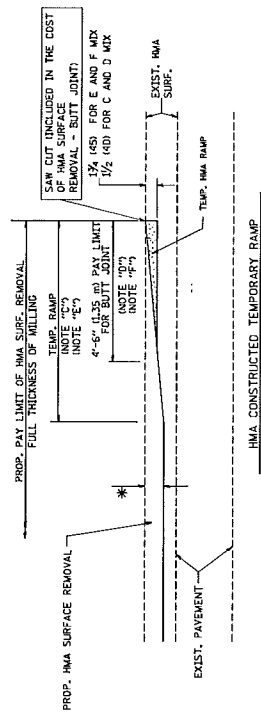
BASE OF PAYMENT:  
THE BUTT JOINT WILL BE PAID FOR AT THE CONTRACT UNIT PRICE PER SQUARE YARD (SQUARE METER) REMOVAL - BUTT JOINT, FOR PORTLAND CEMENT CONCRETE SURFACE REMOVAL - BUTT JOINT.

REVISIONS	DATE
M. DE JONG	1-13-80
M. DE JONG	3-27-82
M. DE JONG	5-27-82
E. SHAN	02/20/24
A. BRUNS	03/27/24
M. DUMFRIES	06/20/20
L. BERRY	02/20/20

ILLINOIS DEPARTMENT OF TRANSPORTATION  
BUTT JOINT AND HMA TAPER  
DETAILS  
DRAWN BY  
CHECKED BY  
81000-05 (1/8/02)

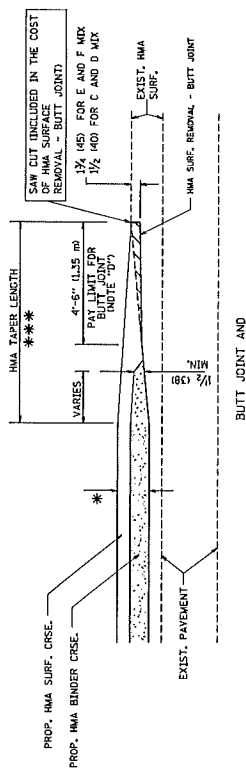


OPTION 1



OPTION 2

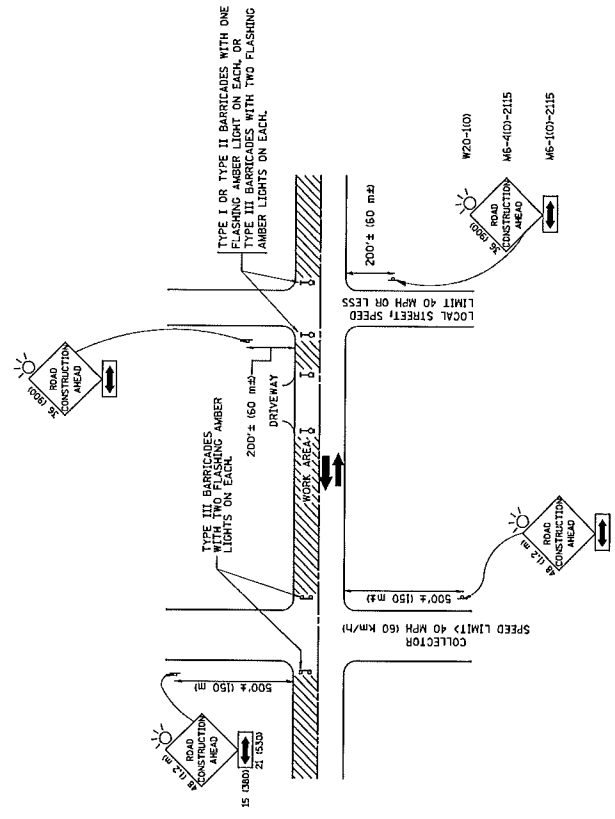
TYPICAL TEMPORARY RAMP



TYPICAL BUTT JOINT AND HMA TAPER  
FOR MILLING AND RESURFACING

133 DATE: 1/24/2024  
134 TIME: 10:00:00 AM  
135 USER: JAVIER/10/24/24  
136 PLOT DATE: 1/24/2024





**TRAFFIC CONTROL AND PROTECTION FOR SIDE ROADS, INTERSECTIONS, AND DRIVEWAYS**

**NOTES:**

- A. FOR A LANE RESTRICTION ON THE SIDE ROAD OR DRIVEWAYS
  - 1. SIDE ROAD WITH A SPEED LIMIT OF 40 MPH (60 KM/H) OR LESS AS SHOWN ON THE DRAWING AND AS DIRECTED BY THE ENGINEER.
    - a) USE ROAD CONSTRUCTION ARROW SIGN (M-20-110) WITH A FLASHER AND FLAG MOUNTED ON IT APPROXIMATELY 200' (60 M) IN ADVANCE OF THE MAIN ROUTE.
    - b) THE CLOSED PORTION OF THE MAIN ROUTE SHALL BE PROTECTED BY BLOCKING WITH TYPE I, TYPE II OR TYPE III BARRICADES, 1/2 OF THE CROSS SECTION OF THE CLOSED PORTION.
  - 2. SIDE ROAD WITH A SPEED LIMIT GREATER THAN 40 MPH (60 KM/H) AS SHOWN ON THE DRAWING AND AS DIRECTED BY THE ENGINEER.
    - a) USE ROAD CONSTRUCTION ARROW SIGN (M-20-110) WITH A FLASHER MOUNTED ON IT APPROXIMATELY 200' (60 M) IN ADVANCE OF THE MAIN ROUTE.
    - b) THE CLOSED PORTION OF THE MAIN ROUTE SHALL BE PROTECTED BY BLOCKING WITH TYPE III BARRICADES, 1/2 OF THE CROSS SECTION OF THE CLOSED PORTION.
- B. WHEN THE SIDE ROAD LIES BETWEEN THE BEGINNING OF THE MAINLINE SIDING AND THE WORK ZONE, A SINGLE REARER ARROW (M-10-J) SHALL BE USED IN LIEU OF THE DOUBLE REARER ARROW (M-10-K).

- B. FOR A LANE CLOSURE ON A SIDE ROAD OR DRIVEWAY
  - 1. USE APPLICABLE PORTIONS OF THE TYPICAL APPLICATION OF TRAFFIC CONTROL AND PROTECTION FOR SIDE ROADS, INTERSECTIONS, AND DRIVEWAYS AS SHOWN ON THE DRAWING AND AS DIRECTED BY THE ENGINEER. THE SPACING OF SIGNS AND BARRICADES SHALL BE ADJUSTED FOR CONDITIONS AS DIRECTED BY THE ENGINEER. THE DIRECTIONAL ARROW SHALL BE COVERED OR REMOVED WHEN NO LONGER CONSISTENT WITH THE SIDE ROAD LANE CLOSURE.
- C. ADVANCE WARNING SIGNS ARE TO BE OMITTED ON DRIVEWAY UNLESS OTHERWISE NOTED.
- D. THE TRAFFIC CONTROL AND PROTECTION FOR SIDE ROADS, INTERSECTIONS, AND DRIVEWAYS SHALL BE INCIDENTAL TO THE COST OF SPECIFIED TRAFFIC CONTROL STANDARDS OR FEES.

All dimensions are in millimeters (inches) unless otherwise shown.

STATE OF ILLINOIS  
DEPARTMENT OF TRANSPORTATION

TRAFFIC CONTROL AND PROTECTION FOR  
SIDE ROADS, INTERSECTIONS, AND DRIVEWAYS

FILE NAME *	DESIGNED -	LVA
PLLOT SCALE * 3/8" = 1' IN.	DRAWN -	
PLLOT DATE * 1/1/2008	CHECKED -	A. HUGSEN 10-15-2006
	DATE	08-19

REVISED -	J. OSBIE 10-19-06
REVISED -	A. HUGSEN 03-06-06
REVISED -	A. HUGSEN 10-15-2006
REVISED -	T. BAUMGARDNER 01-06-00

USER NAME *	DESIGNED -	LVA
PLLOT SCALE * 3/8" = 1' IN.	DRAWN -	
PLLOT DATE * 1/1/2008	CHECKED -	A. HUGSEN 10-15-2006
	DATE	08-19

SCALE NONE	SHEET NO. 1 OF 1	SHEETS	STA.	TO STA.
CONTRACT NO.		PROJECT		



Proposal

RETURN WITH BID

Route Various
County Cook
Local Agency Franklin Park
Section

1. Proposal of

for the improvement of the above section by the construction of

Hot In Place recycling and HMA Overlay with associated Full Depth Class D Patching, Butt Joints, 3' edge grinding and streucture adjustmment.

a total distance of 15075.00 feet, of which a distance of 15075.00 feet ,( 2.860 miles) are to be improved.

2. The plans for the proposed work are those prepared by Village of Franklin Park and approved by the Department of Transportation on

3. The specifications referred to herein are those prepared by the Department of Transportation and designated as "Standard Specifications for Road and Bridge Construction" and the "Supplemental Specifications and Recurring Special Provisions" thereto, adopted and in effect on the date of invitation for bids.

4. The undersigned agrees to accept, as part of the contract, the applicable Special Provisions indicated on the "Check Sheet for Recurring Special Provisions" contained in this proposal.

5. The undersigned agrees to complete the work within 45 working days or by 10/15/2012 unless additional time is granted in accordance with the specifications.

6. A proposal guaranty in the proper amount, as specified in BLRS Special Provision for Bidding Requirements and Conditions for contract Proposals, will be required. Bid Bonds [X] will [ ] will not be allowed as proposal guaranties. Accompanying this proposal is either a bid bond if allowed, on Department form BLR 12230 or a proposal guaranty check, complying with the specifications, made payable to: Village Treasurer of Franklin Park

the amount of the check is ( )

7. In the event that one proposal guaranty check is intended to cover two or more proposals, the amount must be equal to the sum of the proposal guaranties, which would be required for each individual proposal. If the proposal guaranty check is placed in another proposal, it will be found in the proposal for: Section Number

8. If this proposal is accepted and the undersigned fails to execute a contract and contract bond as required, it is hereby agreed that the Bid Bond or check shall be forfeited to the Awarding Authority.

9. Each pay item should have a unit price and a total price. If no total price is shown or if there is a discrepancy between the product of the unit price multiplied by the quantity, the unit price shall govern. If a unit price is omitted, the total price will be divided by the quantity in order to establish a unit price.

10. A bid will be declared unacceptable if neither a unit price nor a total price is shown.

11. The undersigned firm certifies that it has not been convicted of bribery or attempting to bribe an officer or employee of the State of Illinois, nor has the firm made an admission of guilt of such conduct which is a matter of record, nor has an official, agent, or employee of the firm committed bribery or attempted bribery on behalf of the firm and pursuant to the direction or authorization of a responsible official of the firm. The undersigned firm further certifies that it is not barred from contracting with any unit of State or local government as a result of a violation of State laws prohibiting bid-rigging or bid-rotating.

12. The undersigned submits herewith the schedule of prices on BLR 12222 covering the work to be performed under this contract.



Schedule of Prices

Route \_\_\_\_\_  
 County Cook \_\_\_\_\_  
 Local Agency Franklin Park \_\_\_\_\_  
 Section \_\_\_\_\_

**RETURN WITH BID**

(For complete information covering these items, see plans and specifications)

Item No.	Items	Unit	Quantity	Unit Price	Total
40600982	Hot-Mix Asphalt Surface Removal-Butt Joint	SQ YD	500		
40603335	Hot-Mix Asphalt Surface Course, Mix "D", N50	TON	2313		
40200100	Aggregate Base Course, Type A	TON	12		
44000157	Hot-Mix Asphalt Surface Removal, 1"	SQ YD	5025		
44201747	Class D Patches, Type IV, 8"	SQ YD	700		
60300350	Frames and Lids To Be Adjusted (Special)	EACH	125		
70103700	Traffic Control Complete	L SUM	1		
LR400510	Rejuvenating Agent	GALLON	9800		
LR400520	Hot-In-Place Recycling-Surface Recycling, 2"	SQ YD	49000		
Bidder's Proposal for making Entire Improvements					



Signatures

Route Various  
 County Cook  
 Local Agency Franklin Park  
 Section \_\_\_\_\_

RETURN WITH BID

(If an individual)

Signature of Bidder \_\_\_\_\_

Business Address \_\_\_\_\_

(If a partnership)

Firm Name \_\_\_\_\_

Signed By \_\_\_\_\_

Business Address \_\_\_\_\_

\_\_\_\_\_

Insert  
Names and  
Addresses of  
All Partners

\_\_\_\_\_  
 \_\_\_\_\_  
 \_\_\_\_\_  
 \_\_\_\_\_

(If a corporation)

Corporate Name \_\_\_\_\_

Signed By \_\_\_\_\_

President

Business Address \_\_\_\_\_

\_\_\_\_\_

Insert  
Names of  
Officers

President \_\_\_\_\_  
 Secretary \_\_\_\_\_  
 Treasurer \_\_\_\_\_

Attest: \_\_\_\_\_  
Secretary



Local Agency Proposal Bid Bond

RETURN WITH BID

Route Various
County Cook
Local Agency Franklin Park
Section

PAPER BID BOND

WE as PRINCIPAL, and as SURETY, are held jointly, severally and firmly bound unto the above Local Agency (hereafter referred to as "LA") in the penal sum of 5% of the total bid price, or for the amount specified in the proposal documents in effect on the date of invitation for bids whichever is the lesser sum. We bind ourselves, our heirs, executors, administrators, successors, and assigns, jointly pay to the LA this sum under the conditions of this instrument.

WHEREAS THE CONDITION OF THE FOREGOING OBLIGATION IS SUCH that, the said PRINCIPAL is submitting a written proposal to the LA acting through its awarding authority for the construction of the work designated as the above section.

THEREFORE if the proposal is accepted and a contract awarded to the PRINCIPAL by the LA for the above designated section and the PRINCIPAL shall within fifteen (15) days after award enter into a formal contract, furnish surety guaranteeing the faithful performance of the work, and furnish evidence of the required insurance coverage, all as provided in the "Standard Specifications for Road and Bridge Construction" and applicable Supplemental Specifications, then this obligation shall become void; otherwise it shall remain in full force and effect.

IN THE EVENT the LA determines the PRINCIPAL has failed to enter into a formal contract in compliance with any requirements set forth in the preceding paragraph, then the LA acting through its awarding authority shall immediately be entitled to recover the full penal sum set out above, together with all court costs, all attorney fees, and any other expense of recovery.

IN TESTIMONY WHEREOF, the said PRINCIPAL and the said SURETY have caused this instrument to be signed by their respective officers this day of

Principal

By: (Company Name) (Company Name) (Signature and Title) (Signature and Title)

(If PRINCIPLE is a joint venture of two or more contractors, the company names, and authorized signatures of each contractor must be affixed.)

Surety

By: (Name of Surety) (Signature of Attorney-in-Fact)

STATE OF ILLINOIS, COUNTY OF I, a Notary Public in and for said county, do hereby certify that (Insert names of individuals signing on behalf of PRINCIPAL & SURETY)

who are each personally known to me to be the same persons whose names are subscribed to the foregoing instrument on behalf of PRINCIPAL and SURETY, appeared before me this day in person and acknowledged respectively, that they signed and delivered said instruments as their free and voluntary act for the uses and purposes therein set forth.

Given under my hand and notarial seal this day of

My commission expires (Notary Public)

ELECTRONIC BID BOND

Electronic bid bond is allowed (box must be checked by LA if electronic bid bond is allowed) The Principal may submit an electronic bid bond, in lieu of completing the above section of the Proposal Bid Bond Form. By providing an electronic bid bond ID code and signing below, the Principal is ensuring the identified electronic bid bond has been executed and the Principal and Surety are firmly bound unto the LA under the conditions of the bid bond as shown above. (If PRINCIPAL is a joint venture of two or more contractors, an electronic bid bond ID code, company/Bidder name title and date must be affixed for each contractor in the venture.)

Electronic Bid Bond ID Code (Company/Bidder Name) (Signature and Title) Date



Bureau of Construction  
2300 South Dirksen Parkway/Room 322  
Springfield, Illinois 62764

**Affidavit of Availability  
For the Letting of 7/31/2012**

**Instructions:** Complete this form by either typing or using black ink. "Authorization to Bid" will not be issued unless both sides of this form are completed in detail. Use additional forms as needed to list all work.

**Part I. Work Under Contract**

List below all work you have under contract as either a prime contractor or a subcontractor. It is required to include all pending low bids not yet awarded or rejected. In a joint venture, list only that portion of the work which is the responsibility of your company. The uncompleted dollar value is to be based upon the most recent engineer's or owners estimate, and must include work subcontracted to others. If no work is contracted, show **NONE**.

	1	2	3	4	Awards Pending	
Contract Number						
Contract With						
Estimated Completion Date						
Total Contract Price						Accumulated Totals
Uncompleted Dollar Value if Firm is the Prime Contractor						
Uncompleted Dollar Value if Firm is the Subcontractor						
					Total Value of All Work	

**Part II. Awards Pending and Uncompleted Work to be done with your own forces.**

List below the uncompleted dollar value of work for each contract and awards pending to be completed with your own forces. All work subcontracted to others will be listed on the reverse of this form. In a joint venture, list only that portion of the work to be done by your company. If no work is contracted, show **NONE**.

	1	2	3	4	Awards Pending	Accumulated Totals
Earthwork						
Portland Cement Concrete Paving						
HMA Plant Mix						
HMA Paving						
Clean & Seal Cracks/Joints						
Aggregate Bases & Surfaces						
Highway, R.R. and Waterway Structures						
Drainage						
Electrical						
Cover and Seal Coats						
Concrete Construction						
Landscaping						
Fencing						
Guardrail						
Painting						
Signing						
Cold Milling, Planning & Rotomilling						
Demolition						
Pavement Markings (Paint)						
Other Construction (List)						
						\$ 0.00
Totals						

Disclosure of this information is **REQUIRED** to accomplish the statutory purpose as outlined in the "Illinois Procurement Code." Failure to comply will result in non-issuance of an "Authorization To Bid." This form has been approved by the State Forms Management Center.

**Part III. Work Subcontracted to Others.**

For each contract described in Part I, list all the work you have subcontracted to others.

	1	2	3	4	Awards Pending
Subcontractor					
Type of Work					
Subcontract Price					
Amount Uncompleted					
Subcontractor					
Type of Work					
Subcontract Price					
Amount Uncompleted					
Subcontractor					
Type of Work					
Subcontract Price					
Amount Uncompleted					
Subcontractor					
Type of Work					
Subcontract Price					
Amount Uncompleted					
Subcontractor					
Type of Work					
Subcontract Price					
Amount Uncompleted					
Total Uncompleted					

I, being duly sworn, do hereby declare that this affidavit is a true and correct statement relating to ALL uncompleted contracts of the undersigned for Federal, State, County, City and private work, including ALL subcontract work, ALL pending low bids not yet awarded or rejected and ALL estimated completion dates.

Subscribed and sworn to before me

this \_\_\_\_\_ day of \_\_\_\_\_, \_\_\_\_\_ Type or Print Name \_\_\_\_\_  
Officer or Director Title

\_\_\_\_\_  
Notary Public

My commission expires \_\_\_\_\_

(Notary Seal)

Signed \_\_\_\_\_

Company \_\_\_\_\_

Address \_\_\_\_\_



**Apprenticeship or Training  
Program Certification**

**Return with Bid**

Route Various  
County Cook  
Local Agency Franklin Park  
Section \_\_\_\_\_

**All contractors are required to complete the following certification:**

- For this contract proposal or for all groups in this deliver and install proposal.
- For the following deliver and install groups in this material proposal:

---



---



---

Illinois Department of Transportation policy, adopted in accordance with the provisions of the Illinois Highway Code, requires this contract to be awarded to the lowest responsive and responsible bidder. The award decision is subject to approval by the Department. In addition to all other responsibility factors, this contract or deliver and install proposal requires all bidders and all bidders' subcontractors to disclose participation in apprenticeship or training programs that are (1) approved by and registered with the United States Department of Labor's Bureau of Apprenticeship and Training, and (2) applicable to the work of the above indicated proposals or groups. Therefore, all bidders are required to complete the following certification:

- I. Except as provided in paragraph IV below, the undersigned bidder certifies that it is a participant, either as an individual or as part of a group program, in an approved apprenticeship or training program applicable to each type of work or craft that the bidder will perform with its own employees.
- II. The undersigned bidder further certifies for work to be performed by subcontract that each of its subcontractors submitted for approval either (A) is, at the time of such bid, participating in an approved, applicable apprenticeship or training program; or (B) will, prior to commencement of performance of work pursuant to this contract, establish participation in an approved apprenticeship or training program applicable to the work of the subcontract.
- III. The undersigned bidder, by inclusion in the list in the space below, certifies the official name of each program sponsor holding the Certificate of Registration for all of the types of work or crafts in which the bidder is a participant and that will be performed with the bidder's employees. Types of work or craft that will be subcontracted shall be included and listed as subcontract work. The list shall also indicate any type of work or craft job category for which there is no applicable apprenticeship or training program available.

---



---



---



---



